

The CGC™ Intelligence Platform

The CGC™ (CemBR Global Compendium) is the most comprehensive cement related database and intelligence platform in the world



Country dashboard

A snapshot of the market with twelve cement related indicators. Downloadable in PDF.



Market and economic data

Macroeconomic and cement data in tabular and graphical form. Compare markets and download in Excel.



Manufacturing facilities data

Every cement manufacturing facility with detailed information and data. Interactive maps and tables.

The CGC™ is accessed via an annual subscription
Register now at cembrcg.com



CemBR Global Compendium (CGC™) is a trading name of Cement Business Advisory Ltd (CBA).

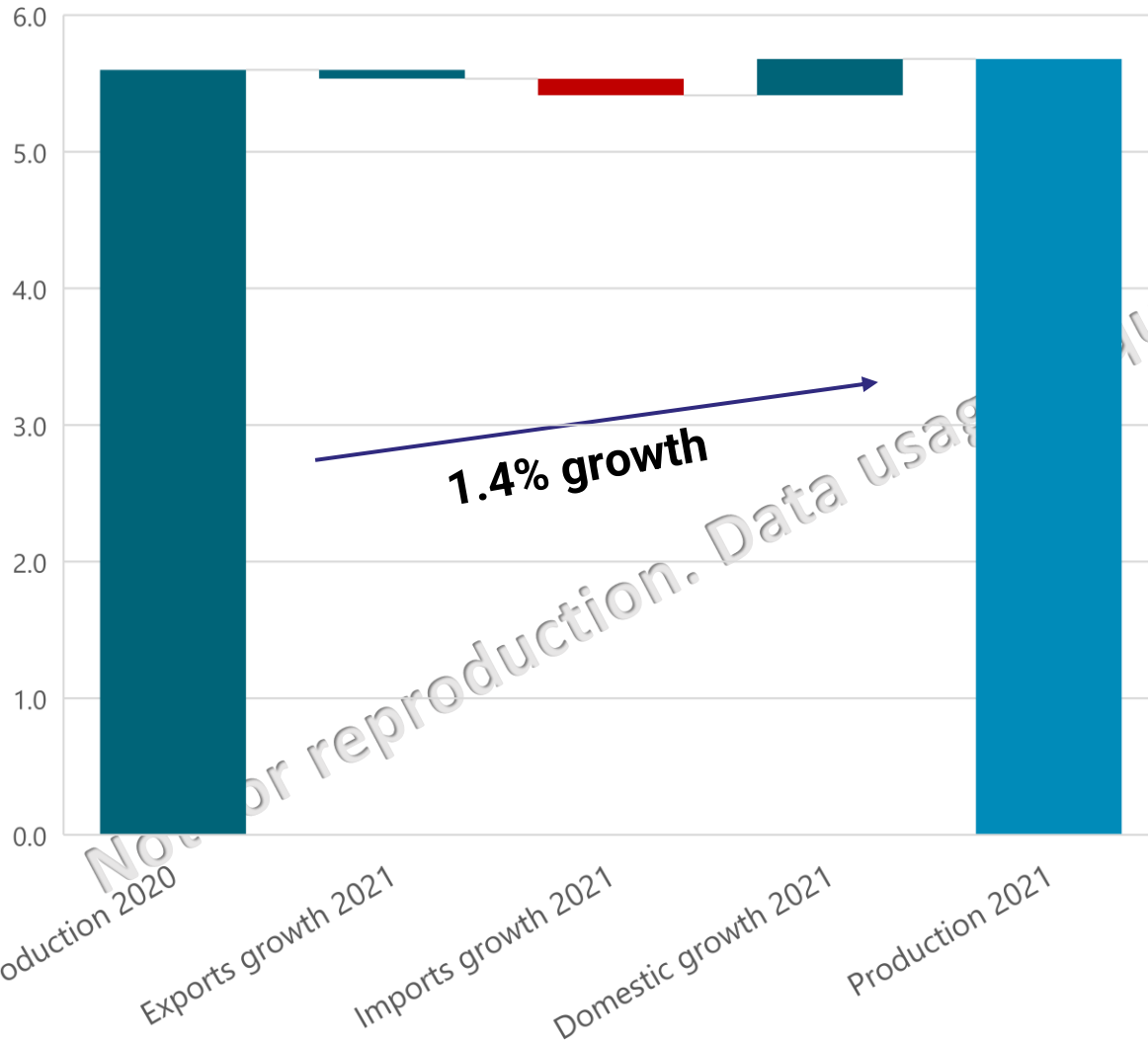
CemBR blogs

Single market profiles:

Tanzania



TANZANIA – 2021 quick update and general profile



GENERAL DATA:	2021
CemBR REGION:	Sub Saharan Africa
AREA IN SQUARE KM:	945087
POPULATION:	61.498
URBANISATION RATE:	36%
CURRENCY:	TZS
COMPARATIVE ECONOMY SIZE:	74/195
GDP PER CAPITA IN US\$:	1177
OFFICIAL LANGUAGE:	Swahili

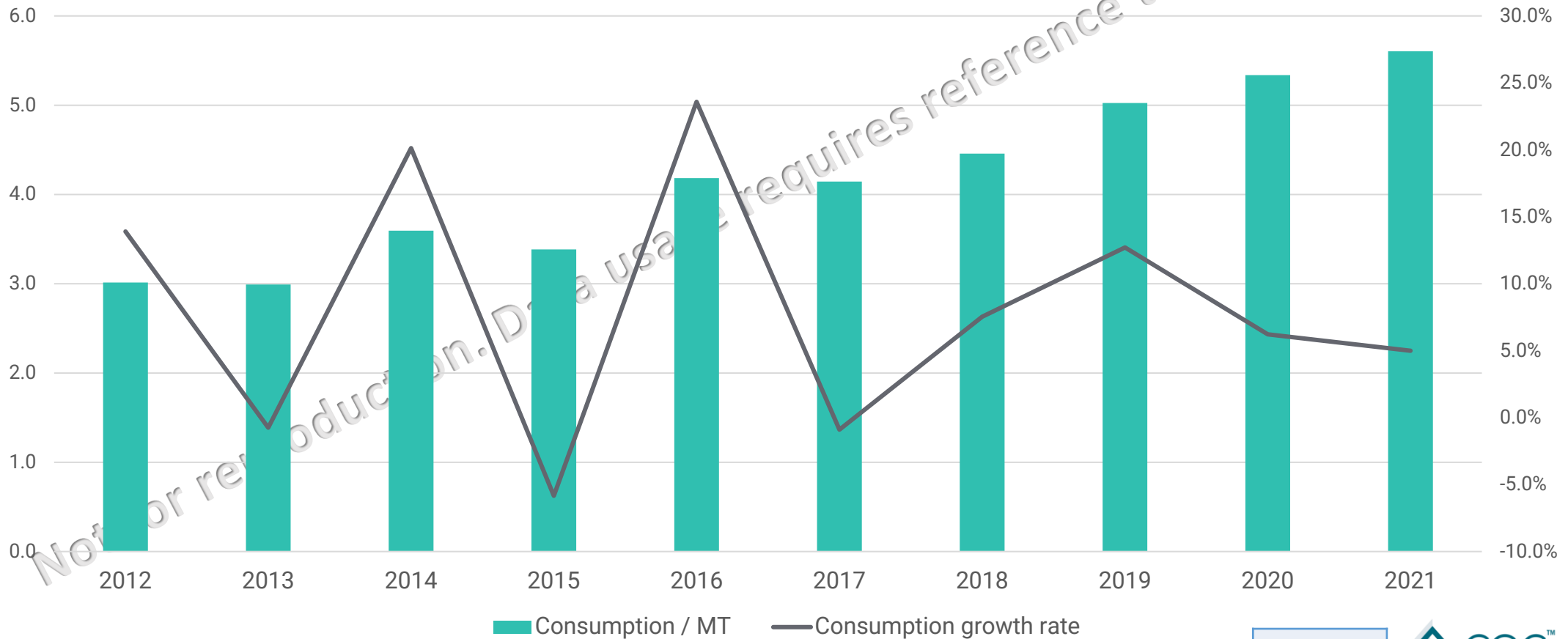
2021 short update:

In 2021, cement consumption in Tanzania continued its growth trajectory which started in 2016. As a result, both consumption and per capita in 2021 reached the highest it has ever been in the country.

Nevertheless, per capita is still below 100 Kg. Imports in 2021 also grew significantly whilst exports declined by almost 15%.

Production rose by almost 1.5%.

TANZANIA – 10 Year cement consumption in million tonnes and annual growth rates



Not for reproduction. Data usage requires reference to CemBR as a source

Source:



TANZANIA – Industry structure & dynamics

INDICATOR	INTEGRATED	GRINDING	WHITE
TOTAL PLANTS (NUMBER)	7	4	0
TOTAL CEMENT CAPACITY (MT)	9.9	1.6	0
TOTAL COMPANIES (NUMBER)	7	4	0
AVERAGE PLANT SIZE	1.4	0.4	N/A

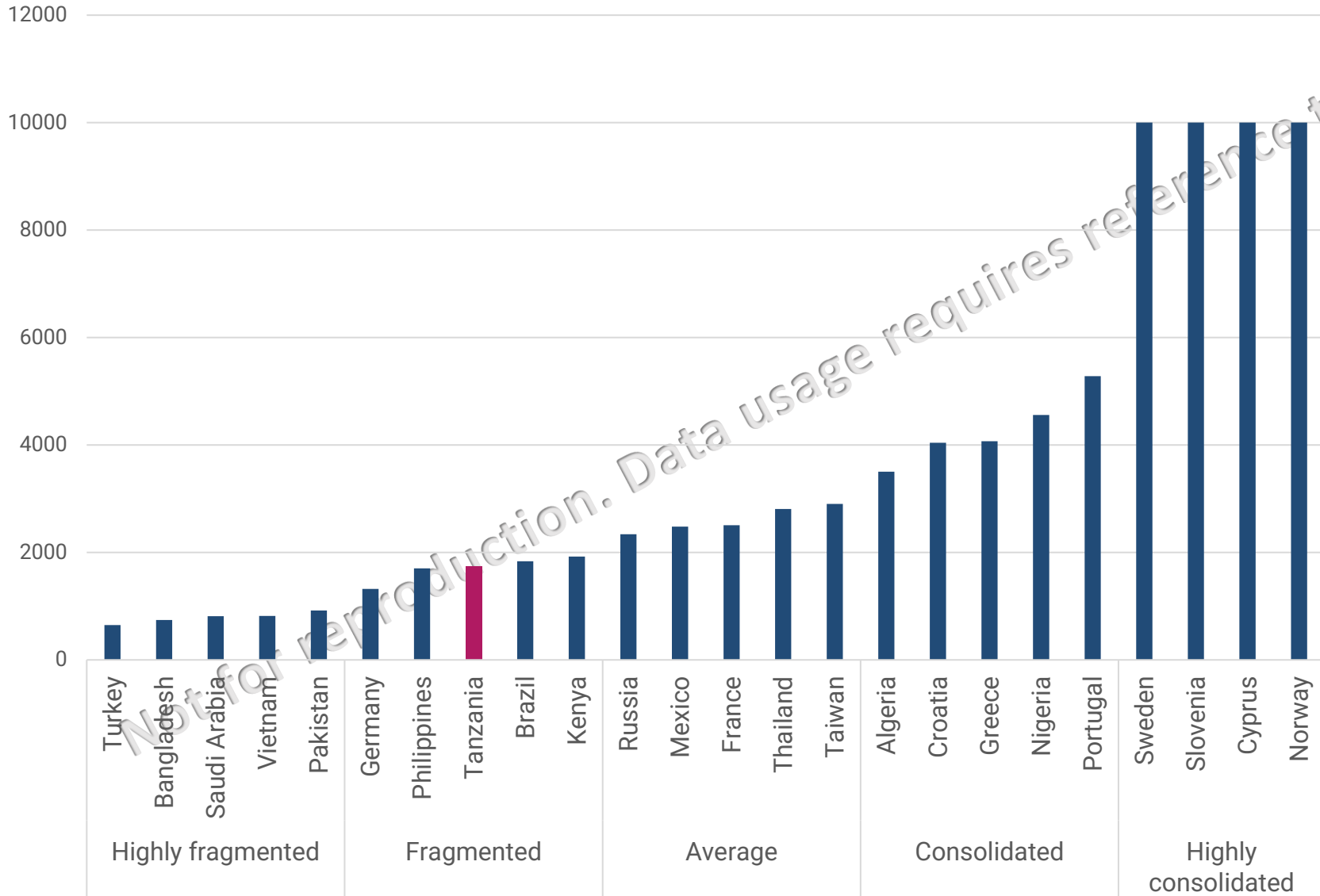
Source: CGC™

LOCAL COMPANY NAME	# PLANTS	INFLUENCED CAPACITY (MT)
Huaxin Cement	2	2.25
Dangote Cement	1	3
Heidelberg Materials	1	2.3
AfriSam	1	1.4
Holcim	1	1.1
Others	5	1.5

NB: Grey cement only

Source:

TANZANIA: Industry Consolidation Index and global comparisons



METHODOLOGY:

CemBR uses a variant of the Herfindahl-Hirschman index (HHI). How is HHI calculated by CemBR: In theory, the HHI calculation is based on estimated market shares of all the participants in each market. This would also have to include importers of cement. However, CemBR has found that market share estimations are highly unreliable and often inaccurate, reflecting the views and opinions of the various corporates operating in a market. As a proxy of market concentration, CemBR is therefore using the indigenous capacity of the industry. This is a reasonable approach as, in the long term, market shares reflect capacity in each market. The range for HHI is between 0 (perfect competition) and 10,000 (monopoly). HHI is considered for each market and then compared to other markets in the report.

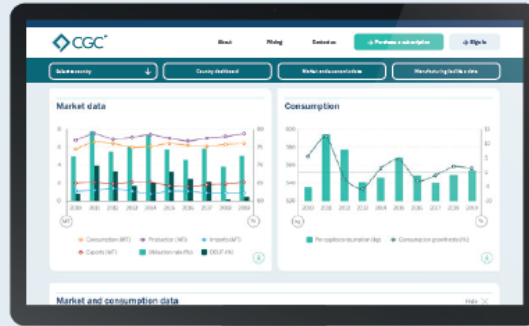
Source:





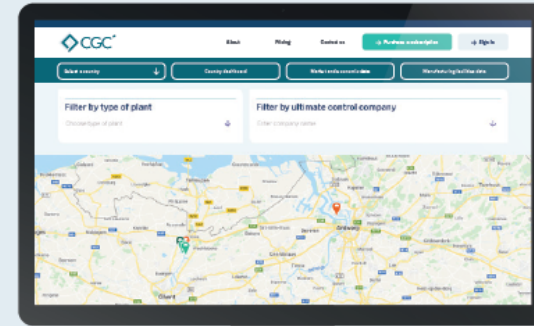
Country dashboard

A snapshot of the market with twelve cement related indicators. Downloadable in PDF.



Market and economic data

Macroeconomic and cement data in tabular and graphical form. Compare markets and download in Excel.



Manufacturing facilities data

Every cement manufacturing facility with detailed information and data. Interactive maps and tables.


The CGC™ is accessed via an annual subscription
 Register now at cembrcg.com



The ultimate “intelligence” provider in the global cement sector

Our websites:

CemBR main website
cembrgroup.com



For the CGC:
cembrcgc.com



The CGC™ Intelligence Platform

The CGC™ (CemBR Global Compendium) is the most comprehensive cement related database and intelligence platform in the world



Country dashboard

A snapshot of the market with twelve cement related indicators. Downloadable in PDF.



Market and economic data

Macroeconomic and cement data in tabular and graphical form. Compare markets and download in Excel.



Manufacturing facilities data

Every cement manufacturing facility with detailed information and data. Interactive maps and tables.

The CGC™ is accessed via an annual subscription
Register now at cembrcgc.com

