

## The CGC™ Intelligence Platform

The CGC™ (CemBR Global Compendium) is the most comprehensive cement related database and intelligence platform in the world



### Country dashboard

A snapshot of the market with twelve cement related indicators. Downloadable in PDF.



### Market and economic data

Macroeconomic and cement data in tabular and graphical form. Compare markets and download in Excel.



### Manufacturing facilities data

Every cement manufacturing facility with detailed information and data. Interactive maps and tables.

The CGC™ is accessed via an annual subscription  
Register now at [cembrcg.com](https://cembrcg.com)



CemBR Global Compendium (CGC™) is a trading name of Cement Business Advisory Ltd (CBA).

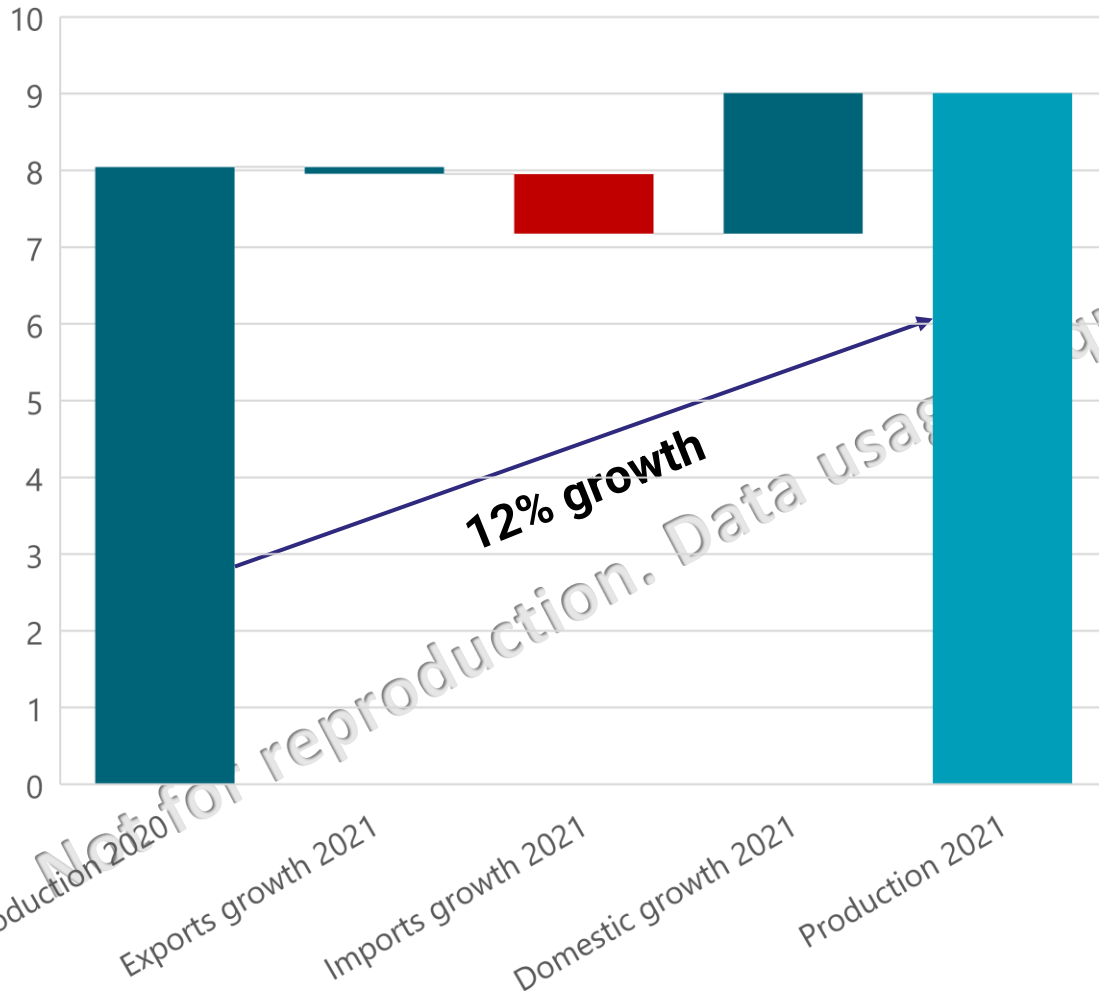
## CemBR blogs

Single market profiles:

# United Kingdom



## UK – 2021 quick update and general profile



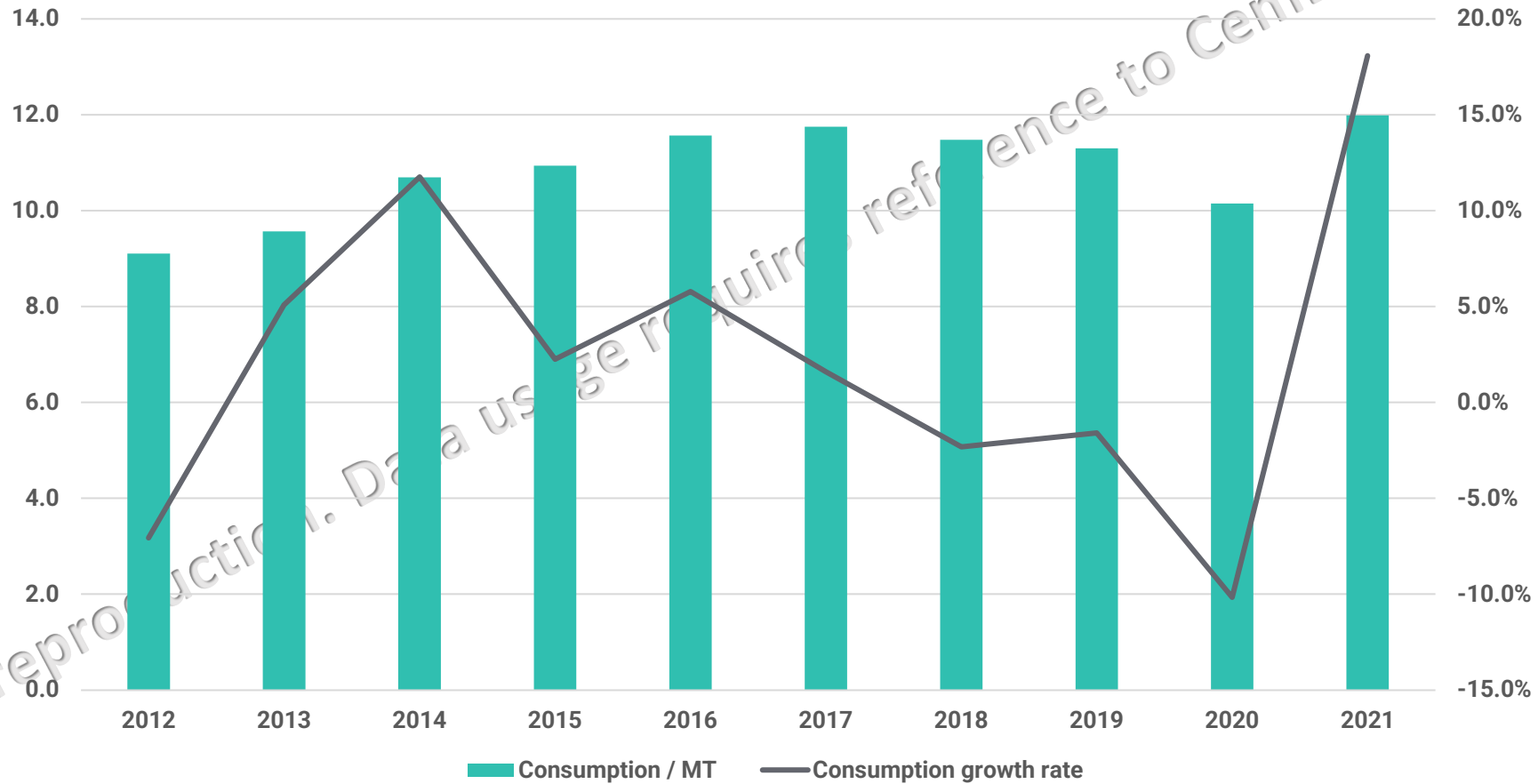
GENERAL DATA:	2021
CemBR REGION:	Western Europe
AREA IN SQUARE KM:	242495
POPULATION:	67,5
URBANISATION RATE:	84%
CURRENCY:	GBP
COMPARATIVE ECONOMY SIZE:	5/195
GDP PER CAPITA IN US\$:	47203
OFFICIAL LANGUAGE:	English

### 2021 short update:

Following a poor 2020 when cement consumption dropped by over 10%, 2021 was a strong recovery year. The market grew by around 18% leading to the highest consumption year since 2010. At the same time, imports to the country grew by a staggering 35%, whereas exports dropped slightly from very low levels.

As a result, production of cement grew by 12%. The UK is one of special markets where actual demand for cementitious materials is well above the estimated locally produced and imported cement. It is estimated that in 2021 the industry imported over 1.5 million tonnes of extenders (slag and fly ash).

## UK – 10 Year cement consumption in million tonnes and annual growth rates



Not for reproduction. Data usage requires reference to CemBR as a source

NB: The figures refer to cement only. They do not include extenders (slag, flyash, etc.)

Source:



## UK – Industry structure & dynamics

INDICATOR	INTEGRATED	GRINDING	WHITE
TOTAL PLANTS (NUMBER)	10	1	0
TOTAL CEMENT CAPACITY (MT)	11,42	1	0
TOTAL COMPANIES (NUMBER)	6	1	0
AVERAGE PLANT SIZE	1,142	1	N/A

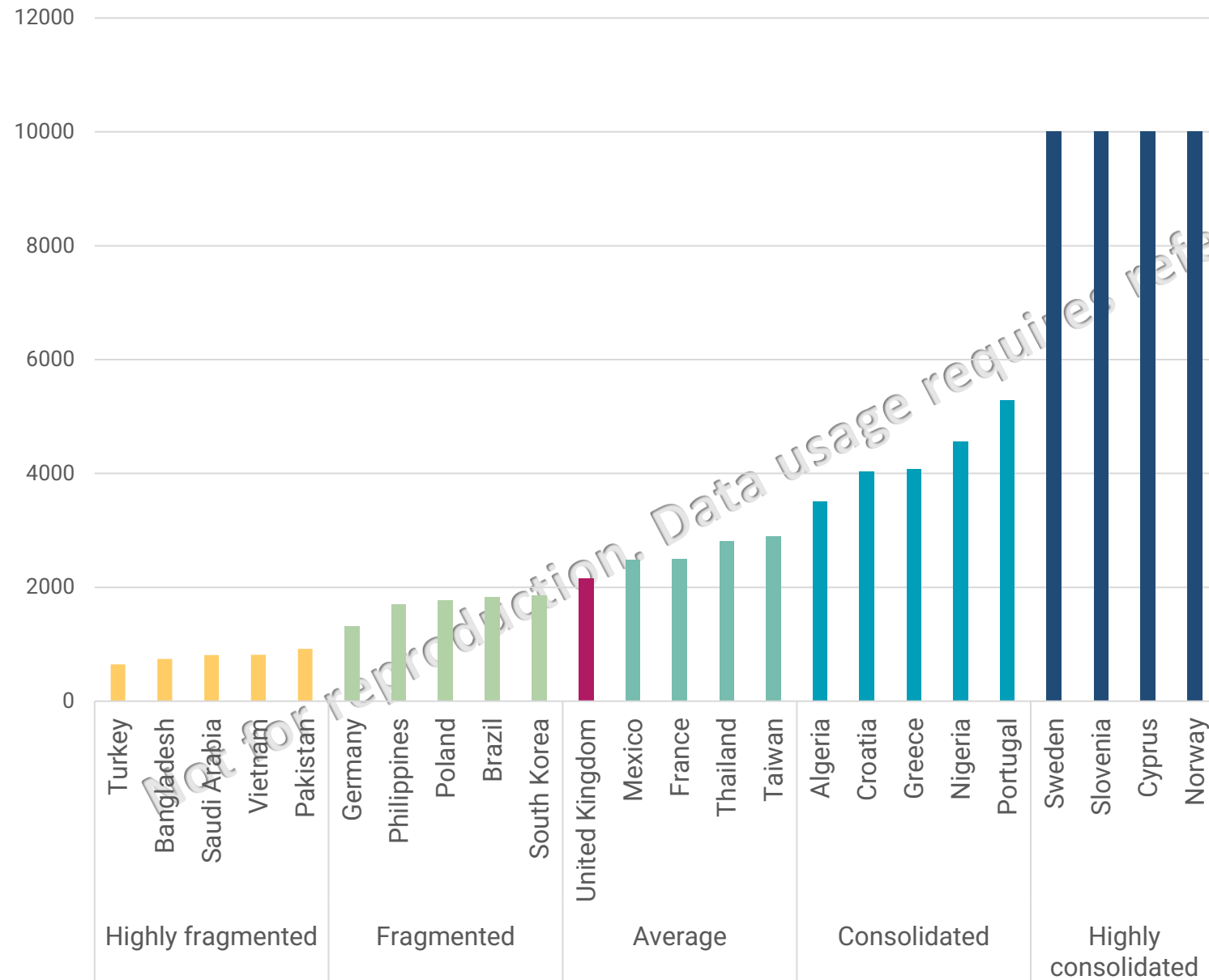
Source: CGC™

COMPANY NAME	# PLANTS	INFLUENCED CAPACITY (MT)
HeidelbergCement	3	3,6
CRH	3	3,0
CEMEX	2	2,8
Breedon Group	1	1,5
Holcim	1	1,1
Cookstown Cement	1	0,5

Not for

Source:

# UK: Industry Consolidation Index and global comparisons



**METHODOLOGY:**

CemBR uses a variant of the Herfindahl-Hirschman index (HHI). How is HHI calculated by CemBR: In theory, the HHI calculation is based on estimated market shares of all the participants in each market. This would also have to include importers of cement. However, CemBR has found that market share estimations are highly unreliable and often inaccurate, reflecting the views and opinions of the various corporates operating in a market. As a proxy of market concentration, CemBR is therefore using the indigenous capacity of the industry. This is a reasonable approach as, in the long term, market shares reflect capacity in each market. The range for HHI is between 0 (perfect competition) and 10,000 (monopoly). HHI is considered for each market and then compared to other markets in the report.

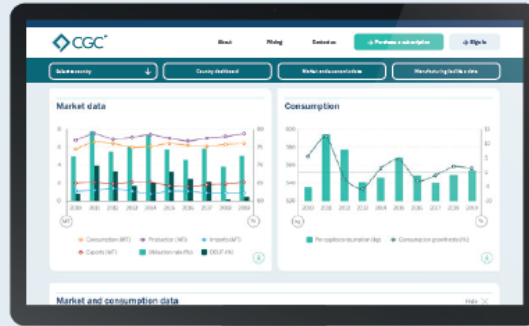
Source:





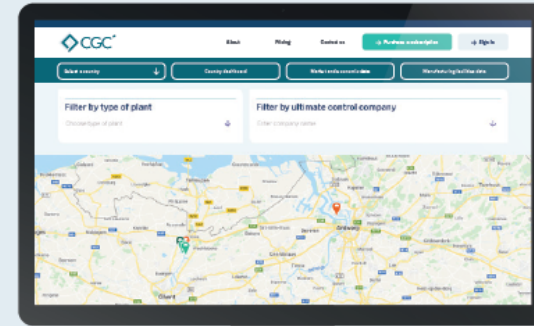
### Country dashboard

A snapshot of the market with twelve cement related indicators. Downloadable in PDF.



### Market and economic data

Macroeconomic and cement data in tabular and graphical form. Compare markets and download in Excel.



### Manufacturing facilities data

Every cement manufacturing facility with detailed information and data. Interactive maps and tables.


The CGC™ is accessed via an annual subscription  
 Register now at [cembrcg.com](https://cembrcg.com)



The ultimate "intelligence" provider in the global cement sector

## Our websites:

CemBR main website  
[cembrgroup.com](http://cembrgroup.com)



For the CGC:  
[cembrcgc.com](http://cembrcgc.com)



## The CGC™ Intelligence Platform

The CGC™ (CemBR Global Compendium) is the most comprehensive cement related database and intelligence platform in the world



### Country dashboard

A snapshot of the market with twelve cement related indicators. Downloadable in PDF.



### Market and economic data

Macroeconomic and cement data in tabular and graphical form. Compare markets and download in Excel.



### Manufacturing facilities data

Every cement manufacturing facility with detailed information and data. Interactive maps and tables.

The CGC™ is accessed via an annual subscription  
Register now at [cembrcgc.com](http://cembrcgc.com)

