

## The CGC™ Intelligence Platform

The CGC™ (CemBR Global Compendium) is the most comprehensive cement related database and intelligence platform in the world



### Country dashboard

A snapshot of the market with twelve cement related indicators. Downloadable in PDF.



### Market and economic data

Macroeconomic and cement data in tabular and graphical form. Compare markets and download in Excel.



### Manufacturing facilities data

Every cement manufacturing facility with detailed information and data. Interactive maps and tables.

The CGC™ is accessed via an annual subscription  
Register now at [cembrcg.com](http://cembrcg.com)



CemBR Global Compendium (CGC™) is a trading name of Cement Business Advisory Ltd (CBA).

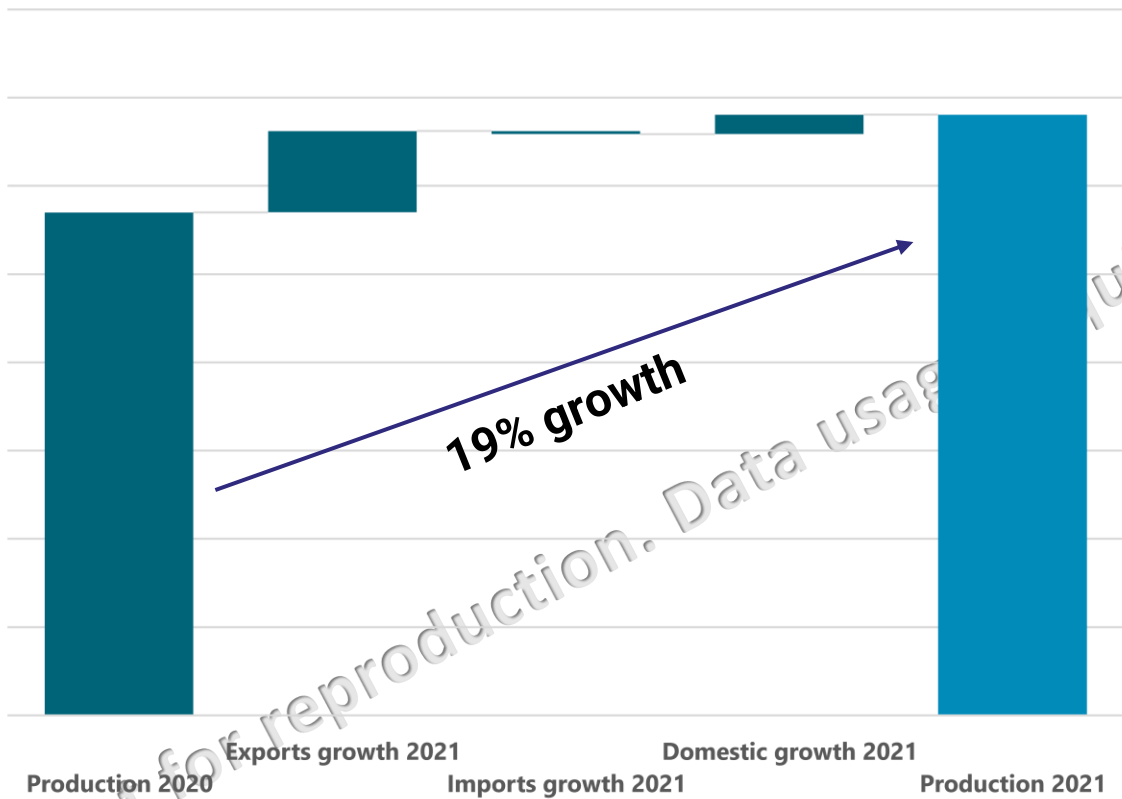
## CemBR blogs

Single market profiles:

# Greece



## GREECE – 2021 quick update and general profile

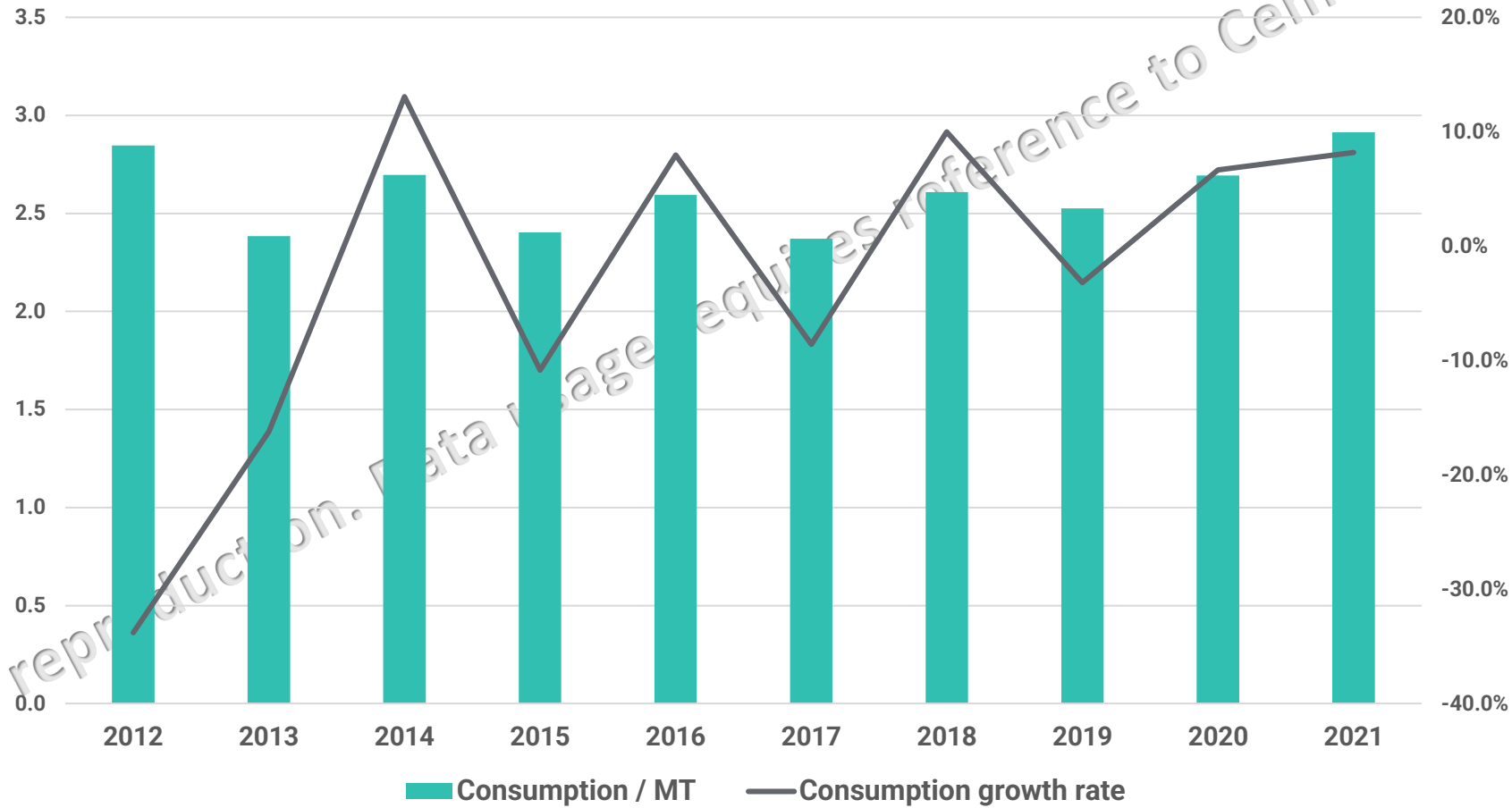


GENERAL DATA:	2021
CemBR REGION:	Western Europe
AREA IN SQUARE KM:	131,957
POPULATION:	10.7
URBANISATION RATE:	80%
CURRENCY:	EUR
COMPARATIVE ECONOMY SIZE:	52/195
GDP PER CAPITA IN US\$:	20,256
OFFICIAL LANGUAGE:	Greek

### 2021 short update:

A good performance of the market in 2020 was followed by an 8.2% growth in 2021. At the same time, exports grew to a decade high of around 4 million tonnes, representing a significant increase over the volumes exported in the previous two years. The per capita consumption in 2021 was over 270 Kg, a decade high for the market. In 2021, Titan Cement Company announced a precaliner installation project in its Kamari plant (expected to be completed in 2023).

## GREECE – 10 Year cement consumption in million tonnes and annual growth rates



Source:

## GREECE – Industry structure & dynamics

INDICATOR	INTEGRATED	GRINDING	WHITE
TOTAL PLANTS (NUMBER)	6	2	1
TOTAL CEMENT CAPACITY (MT)	12.2	0.5	0.1
TOTAL COMPANIES (NUMBER)	3	2	1
AVERAGE PLANT SIZE	2.0	0.2	0.1

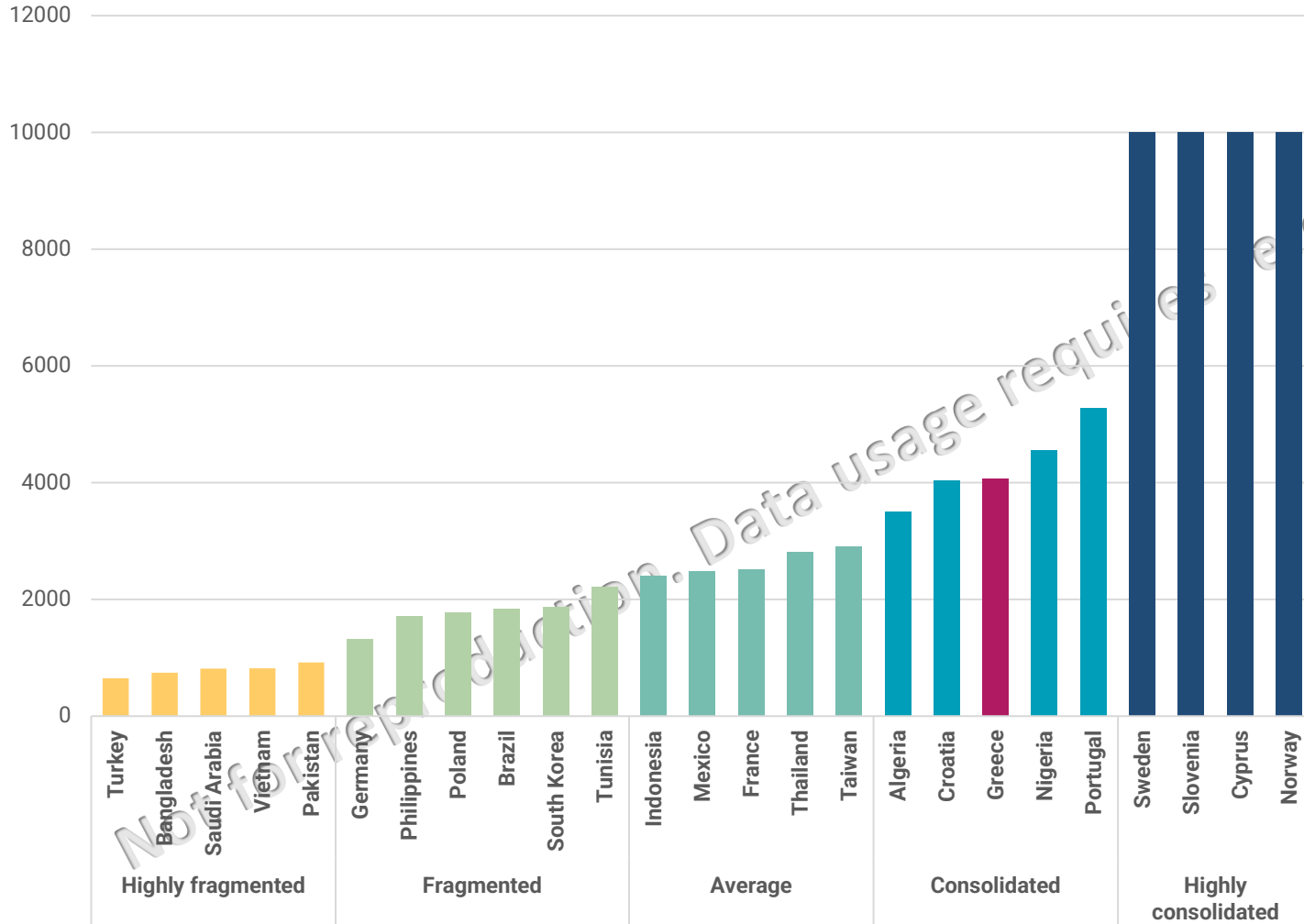
Source: CGC™

LOCAL COMPANY NAME	# PLANTS	INFLUENCED CAPACITY (MT)	FINAL OWNERSHIP	NATURE OF OWNER
Heracles General Cement Company	2	4.8	100% Holcim	International
Titan Cement Company	3	6.4	100% TITAN	International
Halyps Building Materials	1	1	99.92% HeidelbergCement	International
Pella Cement	1	0.3	P&P Pavlides Group	Local Private
Crete Cement	1	0.15	Stagakis	Local Private

NB: Grey cement only

Source:

## GREECE: Industry Consolidation Index and global comparisons



### METHODOLOGY:

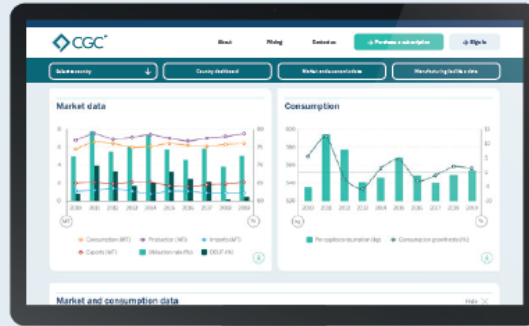
CemBR uses a variant of the Herfindahl-Hirschman index (HHI). How is HHI calculated by CemBR: In theory, the HHI calculation is based on estimated market shares of all the participants in each market. This would also have to include importers of cement. However, CemBR has found that market share estimations are highly unreliable and often inaccurate, reflecting the views and opinions of the various corporates operating in a market. As a proxy of market concentration, CemBR is therefore using the indigenous capacity of the industry. This is a reasonable approach as, in the long term, market shares reflect capacity in each market. The range for HHI is between 0 (perfect competition) and 10,000 (monopoly). HHI is considered for each market and then compared to other markets in the report.

Source:



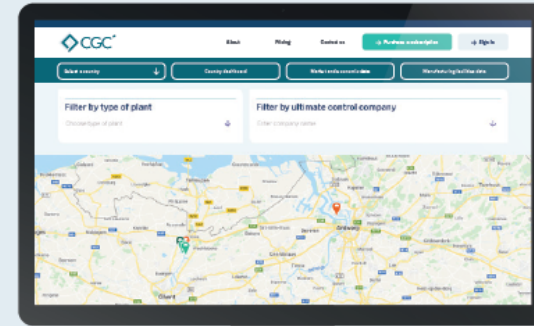
### Country dashboard

A snapshot of the market with twelve cement related indicators. Downloadable in PDF.



### Market and economic data

Macroeconomic and cement data in tabular and graphical form. Compare markets and download in Excel.



### Manufacturing facilities data

Every cement manufacturing facility with detailed information and data. Interactive maps and tables.

The CGC™ is accessed via an annual subscription  
 Register now at [cembrcg.com](https://cembrcg.com)






The ultimate “intelligence” provider in the global cement sector

Our websites:

CemBR main website  
[cembrgroup.com](http://cembrgroup.com)



For the CGC:  
[cembrcgc.com](http://cembrcgc.com)



## The CGC™ Intelligence Platform

The CGC™ (CemBR Global Compendium) is the most comprehensive cement related database and intelligence platform in the world



### Country dashboard

A snapshot of the market with twelve cement related indicators. Downloadable in PDF.



### Market and economic data

Macroeconomic and cement data in tabular and graphical form. Compare markets and download in Excel.



### Manufacturing facilities data

Every cement manufacturing facility with detailed information and data. Interactive maps and tables.

The CGC™ is accessed via an annual subscription  
Register now at [cembrcgc.com](http://cembrcgc.com)

