

## The CGC™ Intelligence Platform

The CGC™ (CemBR Global Compendium) is the most comprehensive cement related database and intelligence platform in the world



### Country dashboard

A snapshot of the market with twelve cement related indicators. Downloadable in PDF.



### Market and economic data

Macroeconomic and cement data in tabular and graphical form. Compare markets and download in Excel.



### Manufacturing facilities data

Every cement manufacturing facility with detailed information and data. Interactive maps and tables.

The CGC™ is accessed via an annual subscription  
Register now at [cembrcg.com](http://cembrcg.com)



CemBR Global Compendium (CGC™) is a trading name of Cement Business Advisory Ltd (CBA).

## 2021 UPDATES

Major markets series:

# Germany



## Germany - 2021 quick update

Germany was one of the few markets to experience good growth in 2020 (up 4.9% over 2019). However, in 2021 this was reversed, and the market saw a decline of close to 4%. As a result, all decade high indicators achieved in 2020 were reversed.

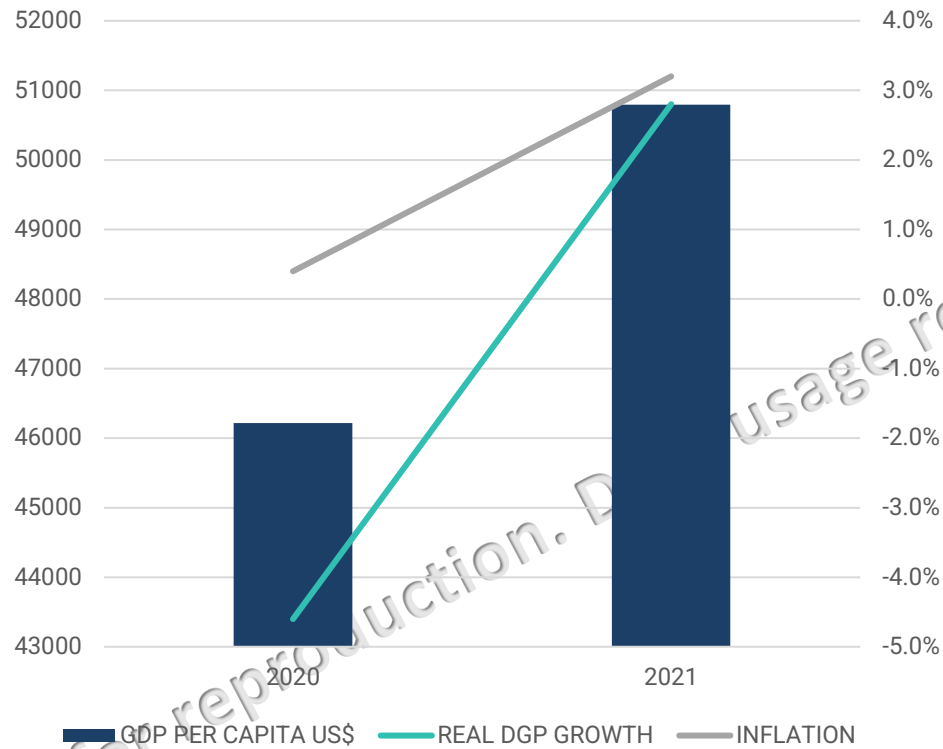
Production dropped by only 2% supported by increased exports of close to 600,000 tonnes, and slightly reduced imports. Per capita also declined to the 2017 levels.

There were no significant changes in the manufacturing configuration of the industry in 2021 with both cement and clinker capacity remaining at the same level. The industry has a consolidation Index of 1,330 with 17 companies operating cement plants making the industry fairly fragmented.

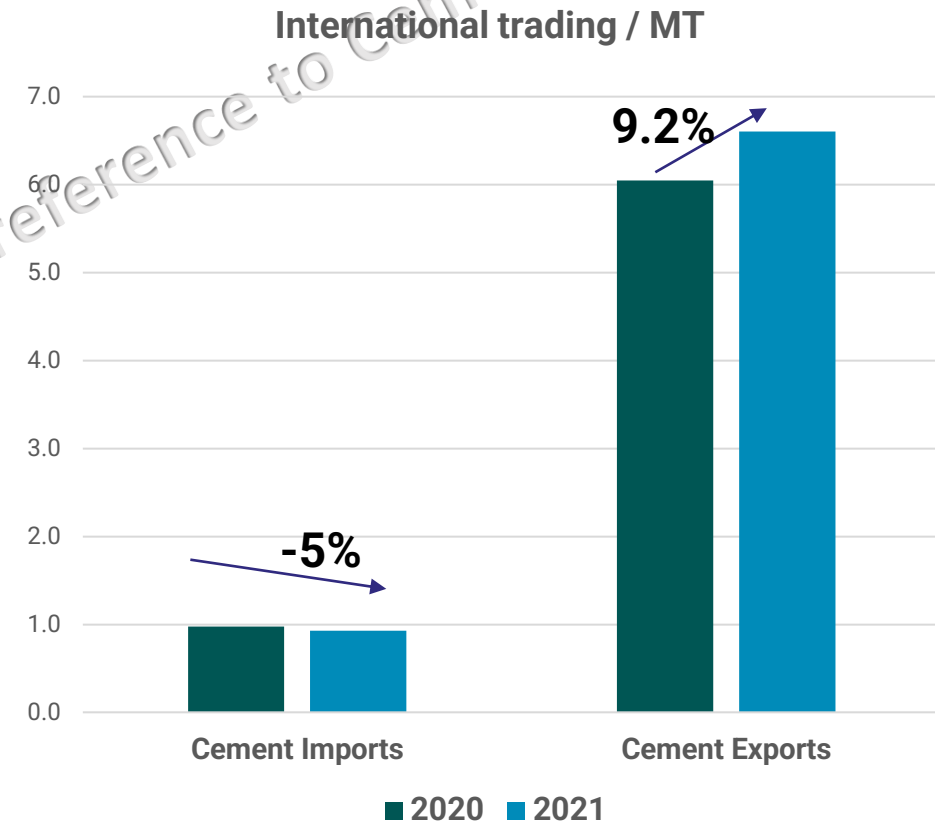
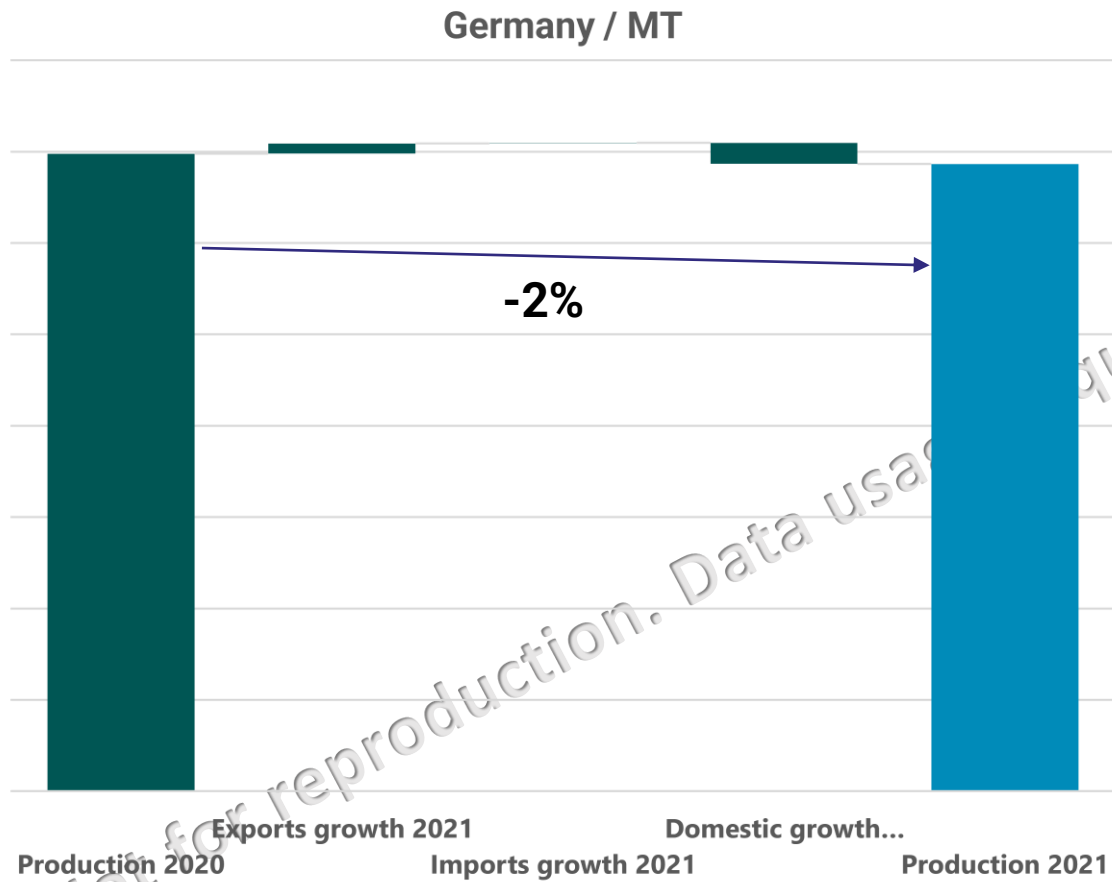
Source:

# Germany 2021 Updates – Key macroeconomic and cement related figures

Germany Macro 2020 - 2021

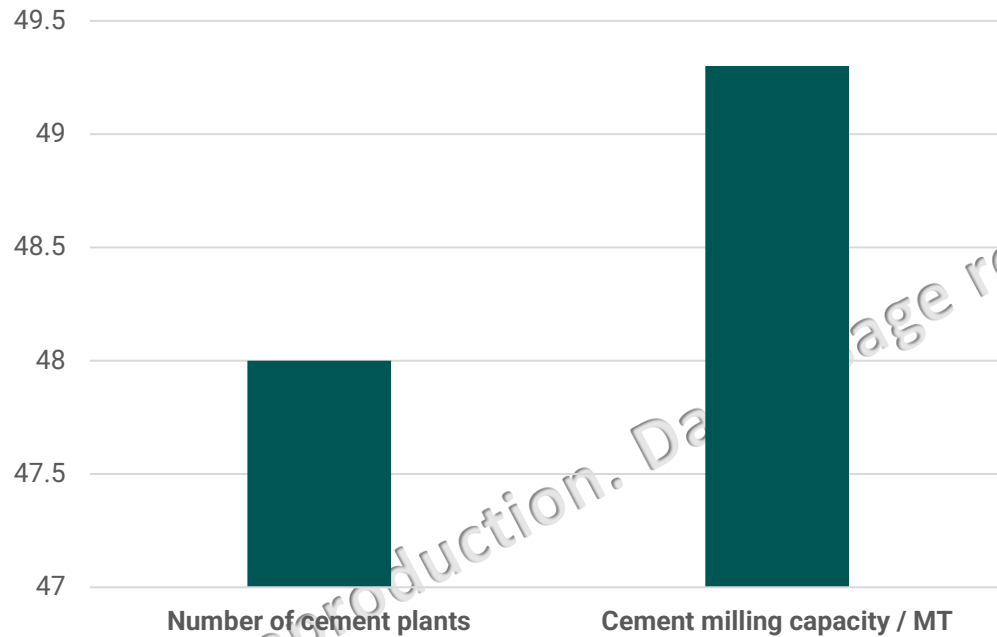


# Germany 2021 Updates – Key cement related figures (production, domestic growth, and trading)

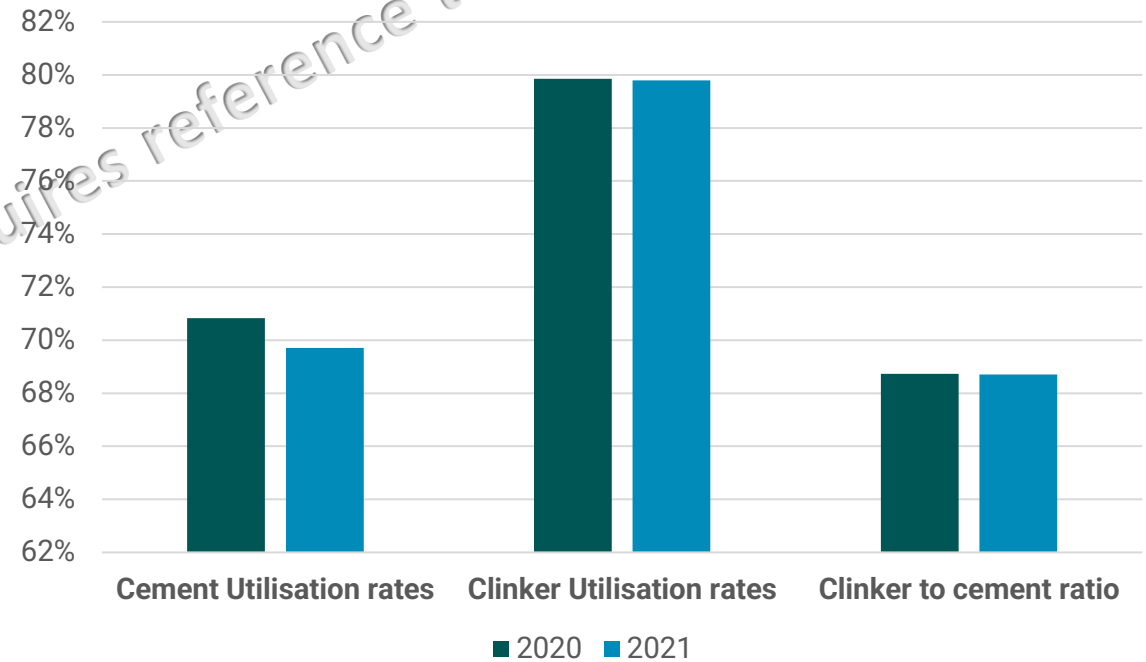


## Germany 2021 Updates – Key cement related figures (Industry data and performance)

### Industry Data - End of 2021



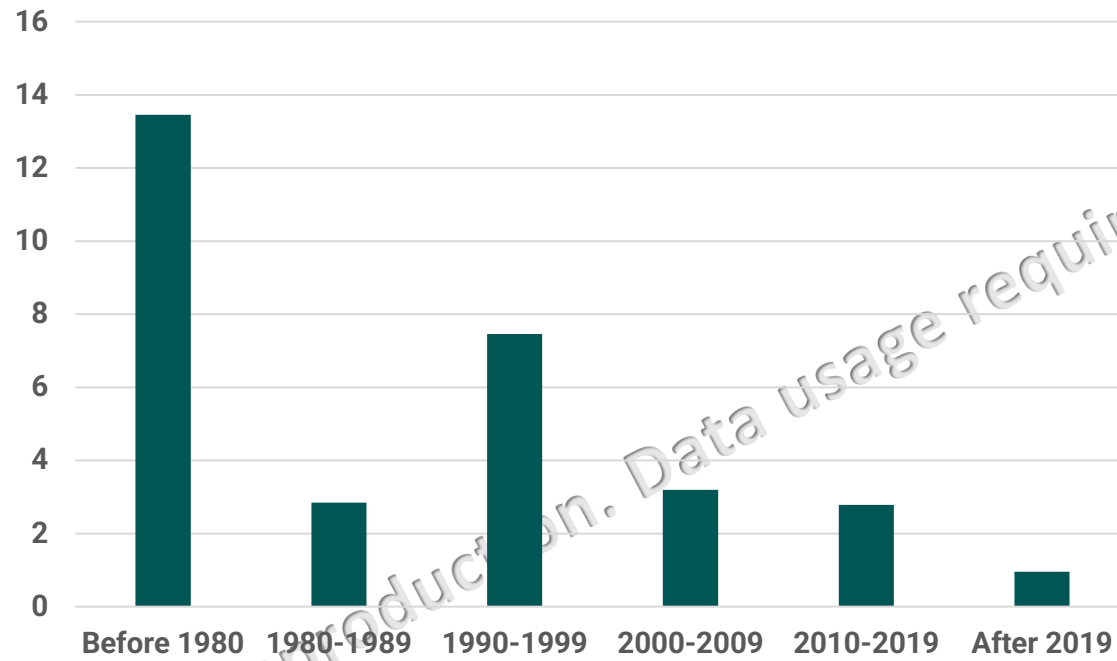
### Industry Performance



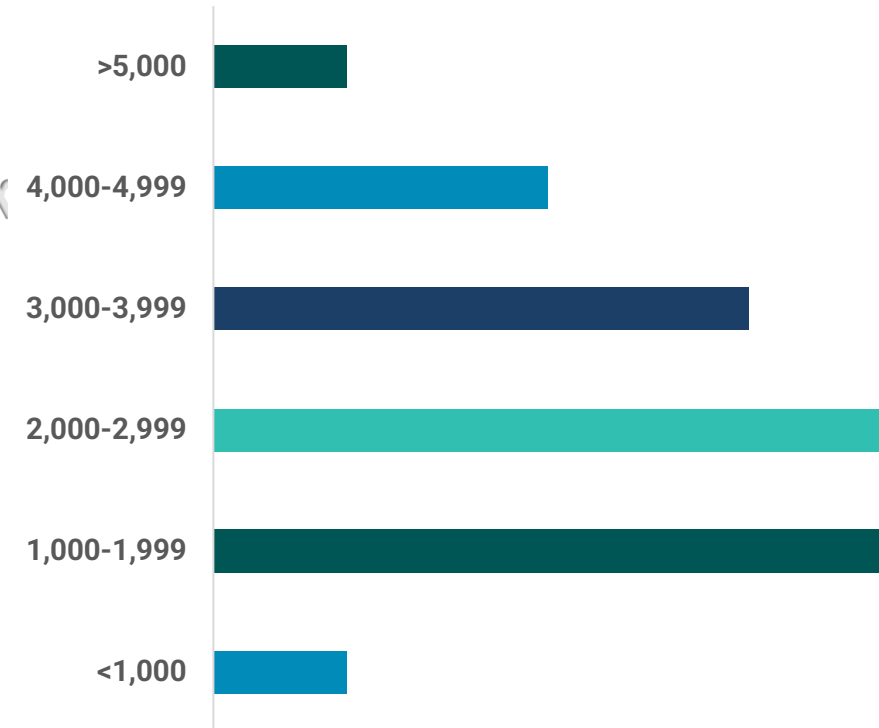
Not for reproduction. Data requires reference to CemBR as a source

## Germany – Clinker and Kiln data

Clinker capacity by time period / MT



Number of kilns by capacity range



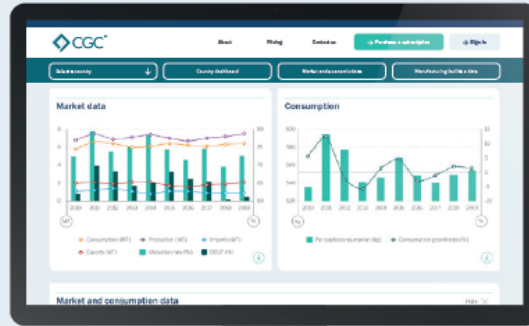
Not for reproduction. Data usage requires r

as a source



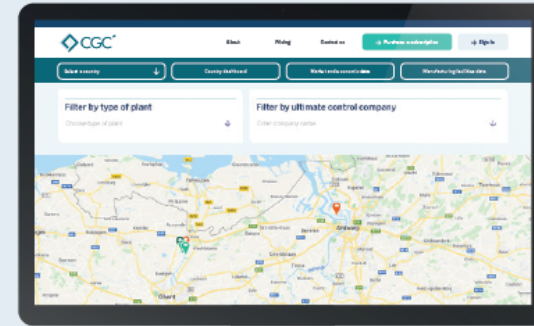
### Country dashboard

A snapshot of the market with twelve cement related indicators. Downloadable in PDF.



### Market and economic data

Macroeconomic and cement data in tabular and graphical form. Compare markets and download in Excel.



### Manufacturing facilities data

Every cement manufacturing facility with detailed information and data. Interactive maps and tables.

The CGC™ is accessed via an annual subscription  
 Register now at [cembrcg.com](https://cembrcg.com)






The ultimate “intelligence” provider in the global cement sector

## Our websites:

CemBR main website  
[cembrgroup.com](http://cembrgroup.com)



For the CGC:  
[cembrcgc.com](http://cembrcgc.com)



## The CGC™ Intelligence Platform

The CGC™ (CemBR Global Compendium) is the most comprehensive cement related database and intelligence platform in the world



### Country dashboard

A snapshot of the market with twelve cement related indicators. Downloadable in PDF.



### Market and economic data

Macroeconomic and cement data in tabular and graphical form. Compare markets and download in Excel.



### Manufacturing facilities data

Every cement manufacturing facility with detailed information and data. Interactive maps and tables.

The CGC™ is accessed via an annual subscription  
Register now at [cembrcgc.com](http://cembrcgc.com)

