

The CGC™ Intelligence Platform

The CGC™ (CemBR Global Compendium) is the most comprehensive cement related database and intelligence platform in the world



Country dashboard

A snapshot of the market with twelve cement related indicators. Downloadable in PDF.



Market and economic data

Macroeconomic and cement data in tabular and graphical form. Compare markets and download in Excel.



Manufacturing facilities data

Every cement manufacturing facility with detailed information and data. Interactive maps and tables.

The CGC™ is accessed via an annual subscription
Register now at cembrcg.com



CemBR Global Compendium (CGC™) is a trading name of Cement Business Advisory Ltd (CBA).

2021 UPDATES

Major markets series:

Philippines



Philippines - 2021 quick update

A strong economic performance in 2021 has led to a whopping 14% increase in domestic cement demand in the Philippines. This means that the market has more than recovered the decline in 2020 and reached a decade high of just over 34.5 million tonnes of consumption.

As a result, imports of cement have continued their upward trend also registering a close to 14% increase over the 2020 imported volumes. Exports remained at almost zero volumes. Per capita consumption also increased to over 310 Kg.

2021 supply updates:

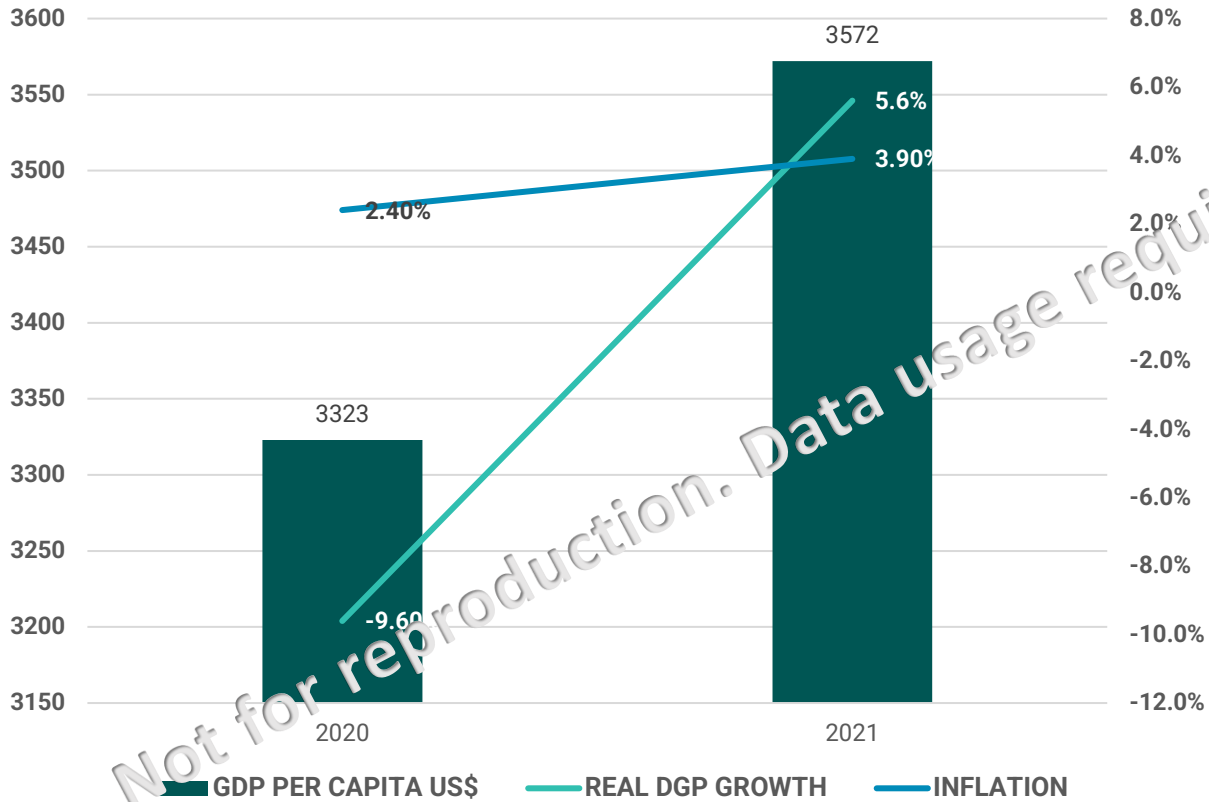
Southern Concrete Industries Corp. entered the commissioning phase for its Santa Cruz grinding plant.

Eagle Cement Corporation commissioned its fifth cement mill at the Bulacan plant in mid-2021 (1.5 million tonnes added capacity).

Source:

Philippines 2021 Updates – Key macroeconomic and cement related figures

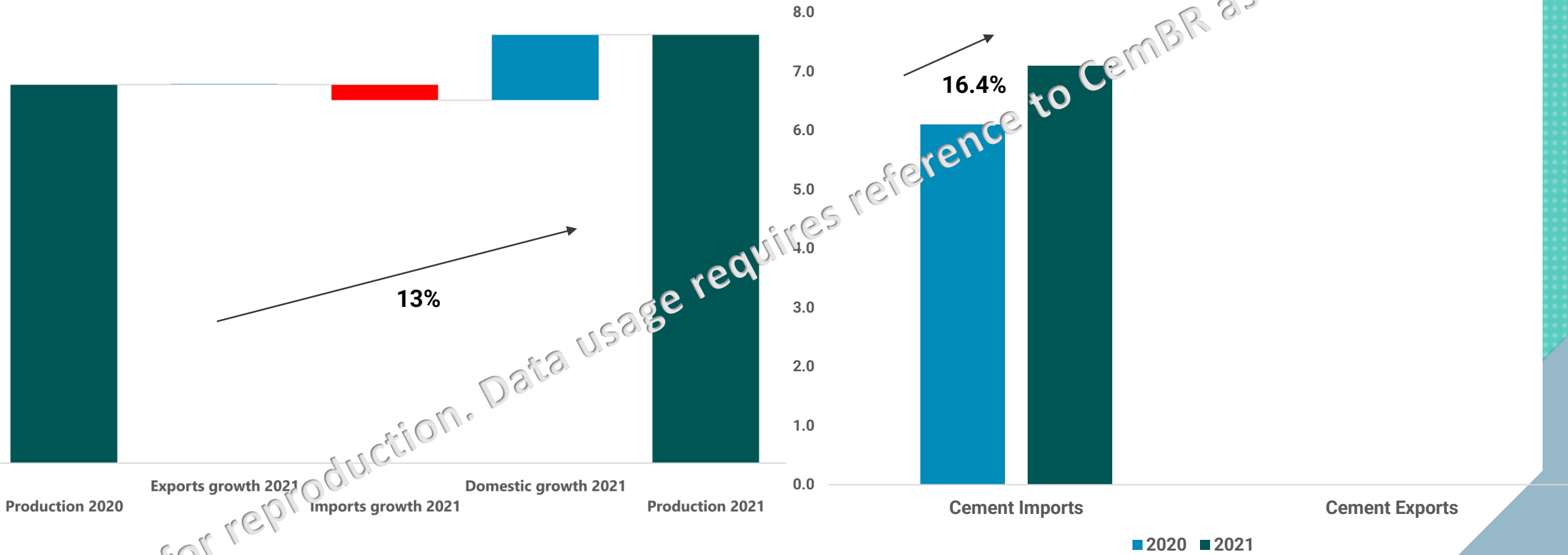
Philippines Macro 2020 - 2021



Philippines 2021 Updates – Key cement related figures (production, domestic growth, and trading)

Philippines / MT

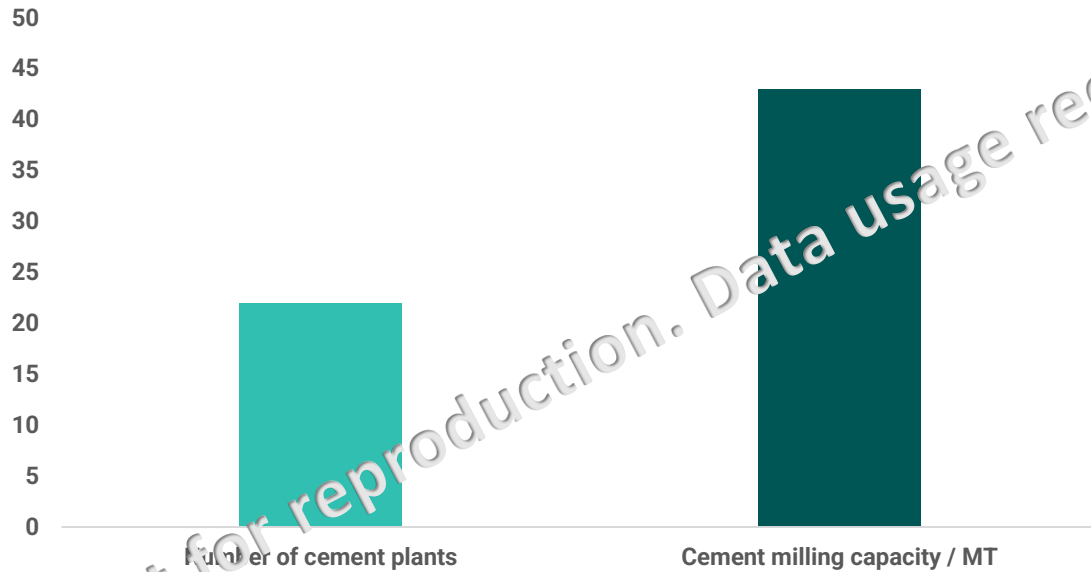
International trading / MT



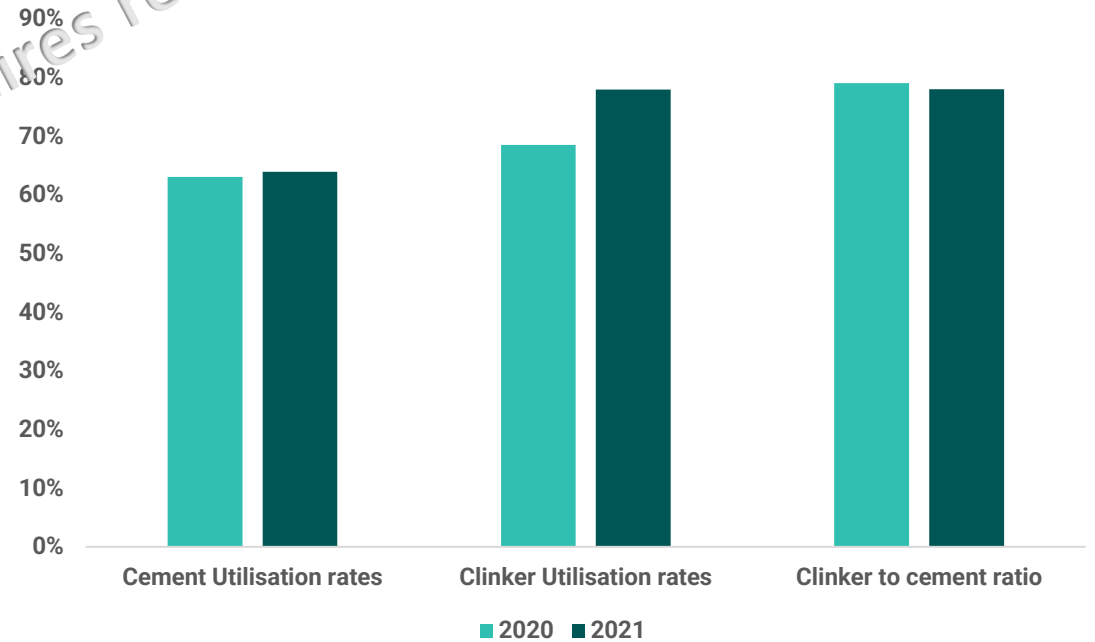
Not for reproduction. Data usage requires reference to CemBR as a source

Philippines 2021 Updates – Key cement related figures (Industry data and performance)

Industry Data - End of 2021

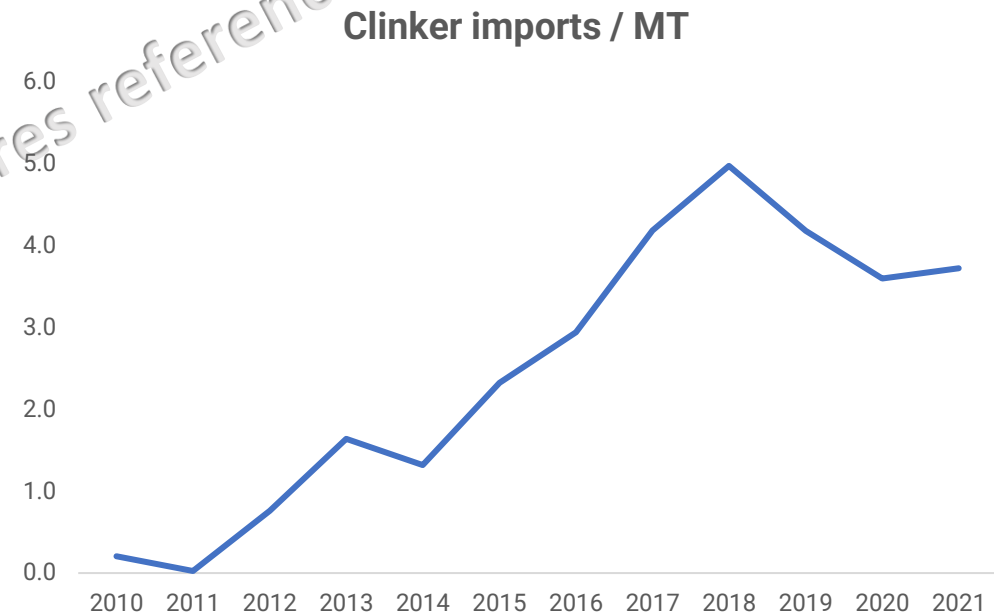
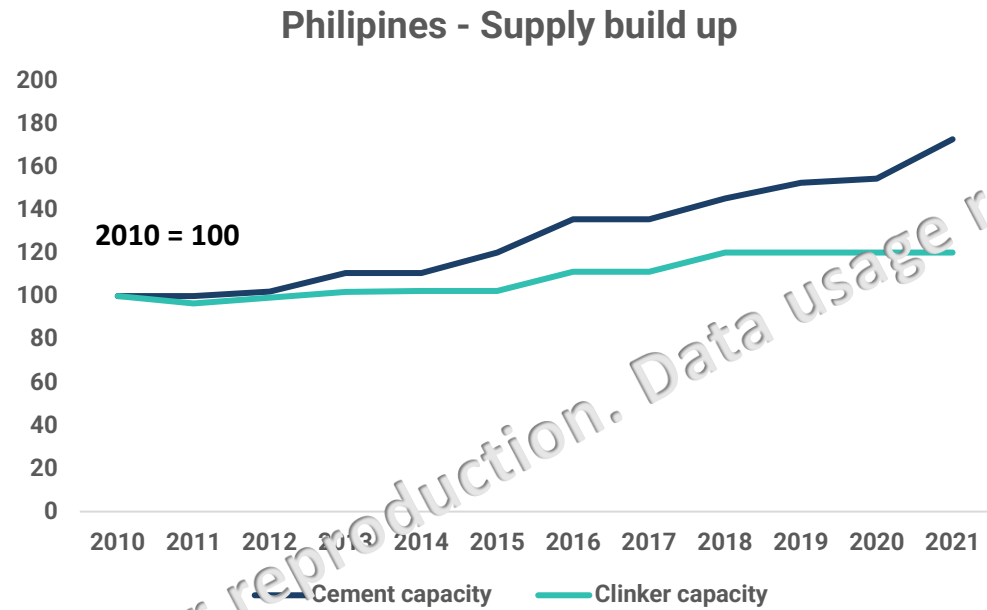


Industry Performance



Not for reproduction. Data usage requires reference to CemBR as a source

PHILIPPINES – CASE STUDY : SUPPLY BUILD UP & CLINKER IMPORTS (LAST TWELVE YEARS)

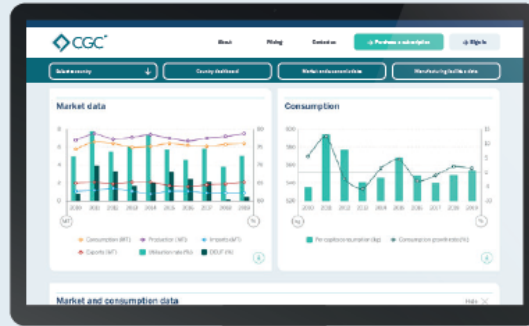


Not for reproduction. Data usage requires reference to CemBR as a source



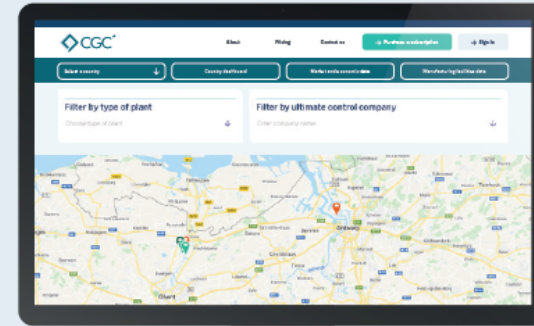
Country dashboard

A snapshot of the market with twelve cement related indicators. Downloadable in PDF.



Market and economic data

Macroeconomic and cement data in tabular and graphical form. Compare markets and download in Excel.



Manufacturing facilities data

Every cement manufacturing facility with detailed information and data. Interactive maps and tables.


The CGC™ is accessed via an annual subscription
 Register now at cembrcg.com



The ultimate “intelligence” provider in the global cement sector

Our websites:

CemBR main website
cembrgroup.com



For the CGC:
cembrcgc.com



The CGC™ Intelligence Platform

The CGC™ (CemBR Global Compendium) is the most comprehensive cement related database and intelligence platform in the world



Country dashboard

A snapshot of the market with twelve cement related indicators. Downloadable in PDF.



Market and economic data

Macroeconomic and cement data in tabular and graphical form. Compare markets and download in Excel.



Manufacturing facilities data

Every cement manufacturing facility with detailed information and data. Interactive maps and tables.

The CGC™ is accessed via an annual subscription
Register now at cembrcgc.com

