

The CGC™ Intelligence Platform

The CGC™ (CemBR Global Compendium) is the most comprehensive cement related database and intelligence platform in the world



Country dashboard

A snapshot of the market with twelve cement related indicators. Downloadable in PDF.



Market and economic data

Macroeconomic and cement data in tabular and graphical form. Compare markets and download in Excel.



Manufacturing facilities data

Every cement manufacturing facility with detailed information and data. Interactive maps and tables.

The CGC™ is accessed via an annual subscription
Register now at cembrgc.com



CemBR Global Compendium (CGC™) is a trading name of Cement Business Advisory Ltd (CBA).

2021 UPDATES

Countries included:

Denmark
Finland
Norway
Sweden



2021 quick updates

Denmark

A small increase in consumption (just under 2%) in 2021 has followed the good over 4% growth rates of 2019 and 2020 in Denmark. A small reduction in imports and an equally small increase in exports has resulted in an increase in production of around 70,000 tonnes. as a result, utilisation rates at the single plant of the country were very high for both clinker and cement.

Finland

A close to 1% uptick in consumption in 2021 has halted a three-year declining trend. The per capita consumption also increased marginally reflecting the overall demand recovery. The single cement company in the country continues to operate at high rates for both cement and clinker, reaching just over 95% in 2021 and the highest production in the last few years. However, the market can only be served with imports which have reduced slightly in 2021.

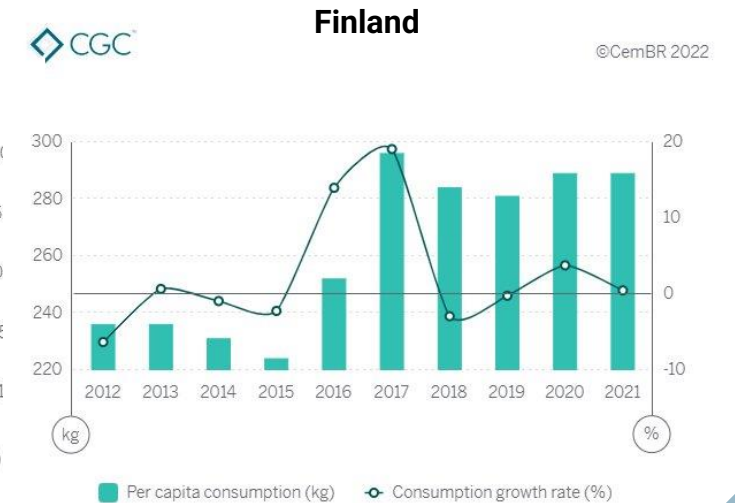
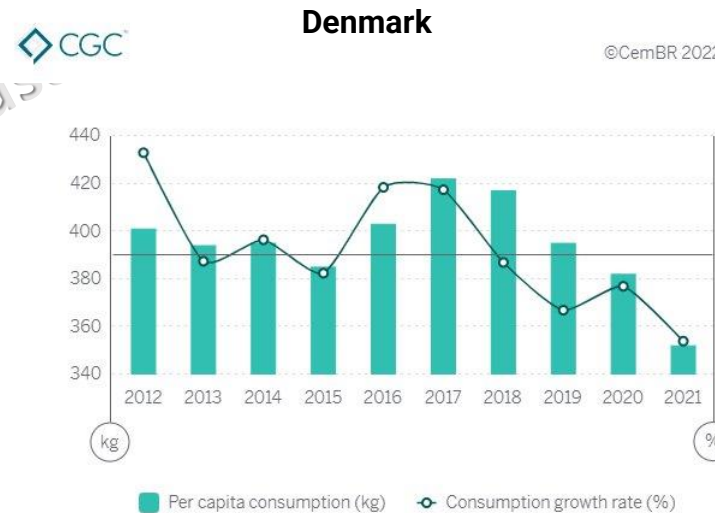
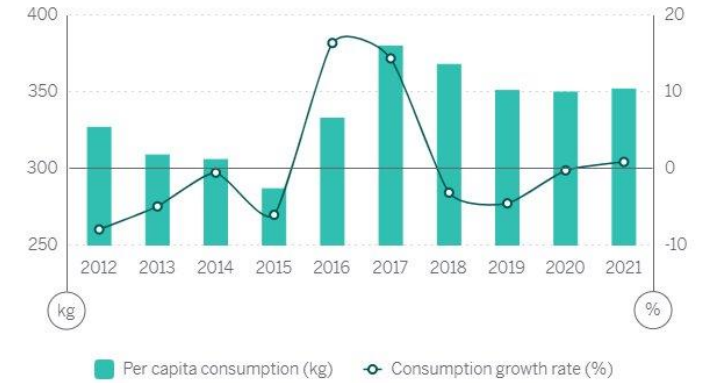
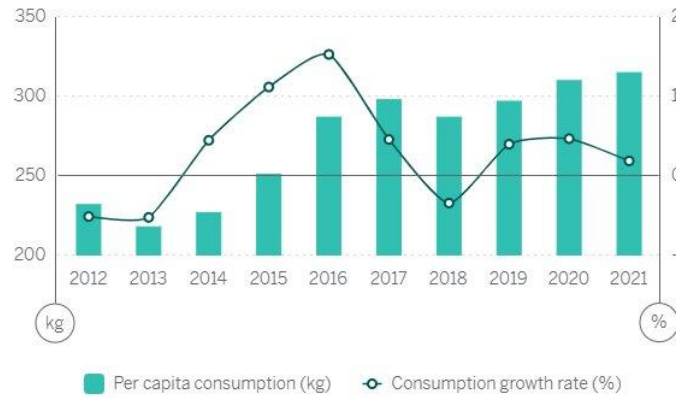
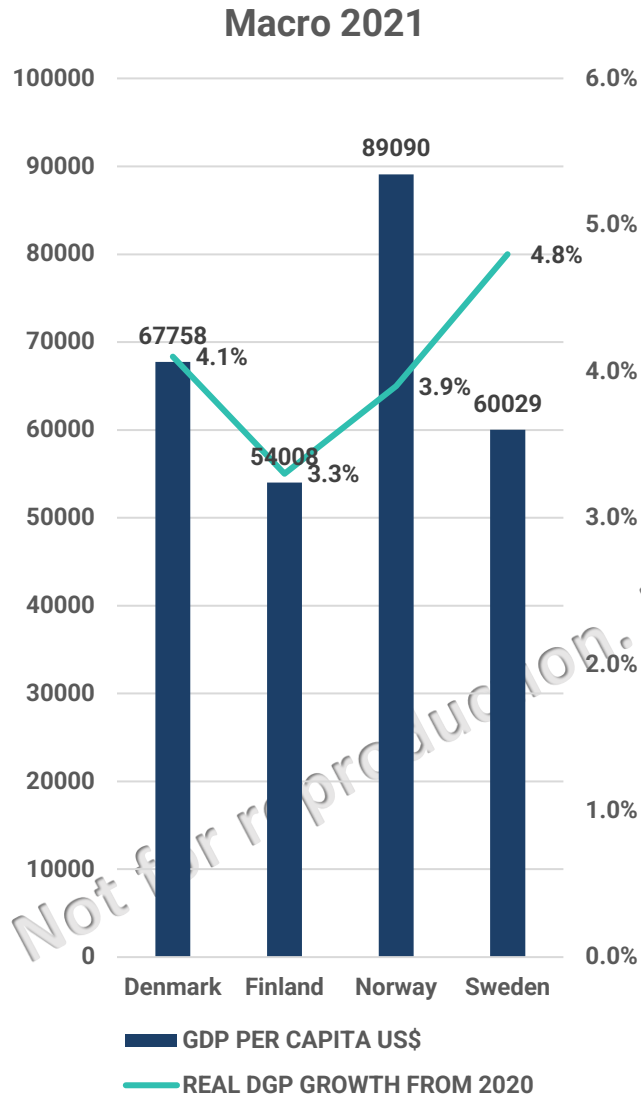
Norway

Norway has continued a four-year declining trend for cement demand in 2021. As a result, 2021 is now the lowest per capita consumption year of the last decade at close to 350 Kg. Following the over 7% decline in domestic consumption and a 10% drop in imports, production dropped by around 5%. At the same time, the Brevik CCS project (the first such project in the world) is gathering pace.

Sweden

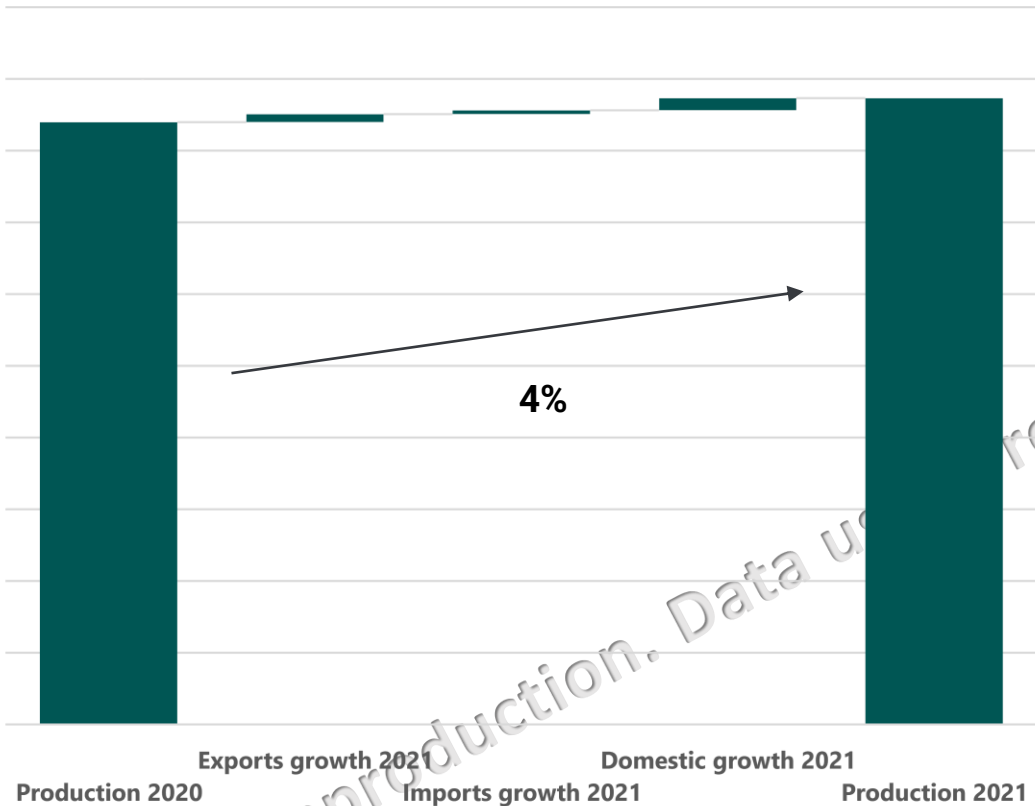
In 2021 the Government extended Cementa's permit to continue mining limestone at the Slite quarries until the end of December 2022. This in the face of a static market in 2021 with a less than 1% growth registered in the year. At the same time, imports and exports remained fairly flat. Nevertheless, as in 2020, utilisation rates for both cement and clinker were quite high (over 85%).

2021 Updates – Key macroeconomic and cement related figures

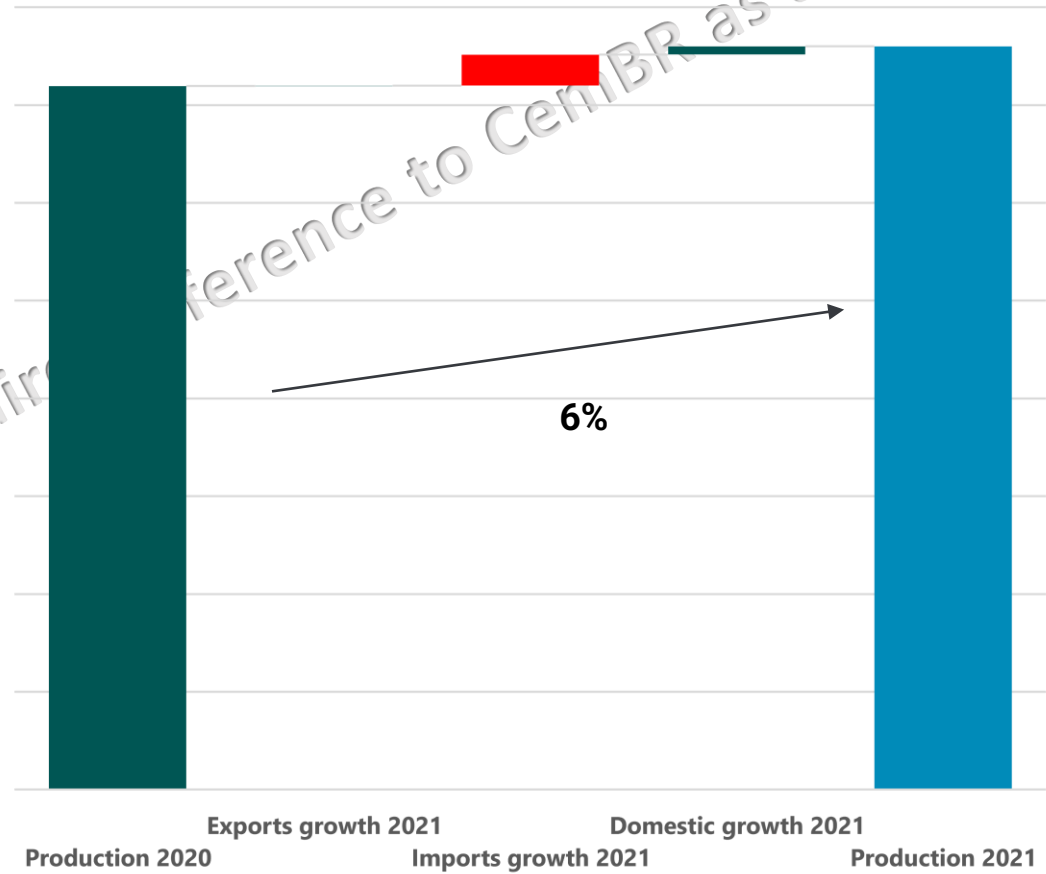


2021 Updates – Key cement related figures (production, domestic growth, and trading)

Denmark / MT

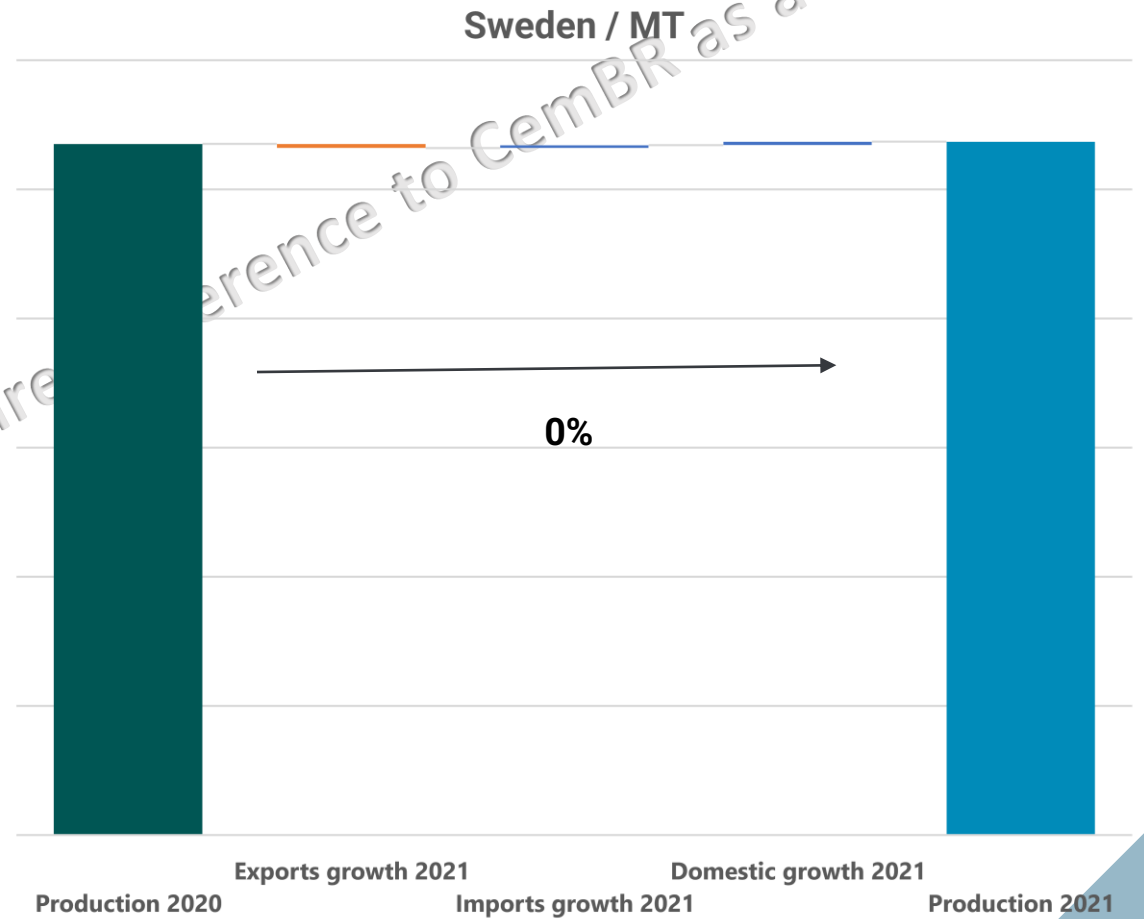
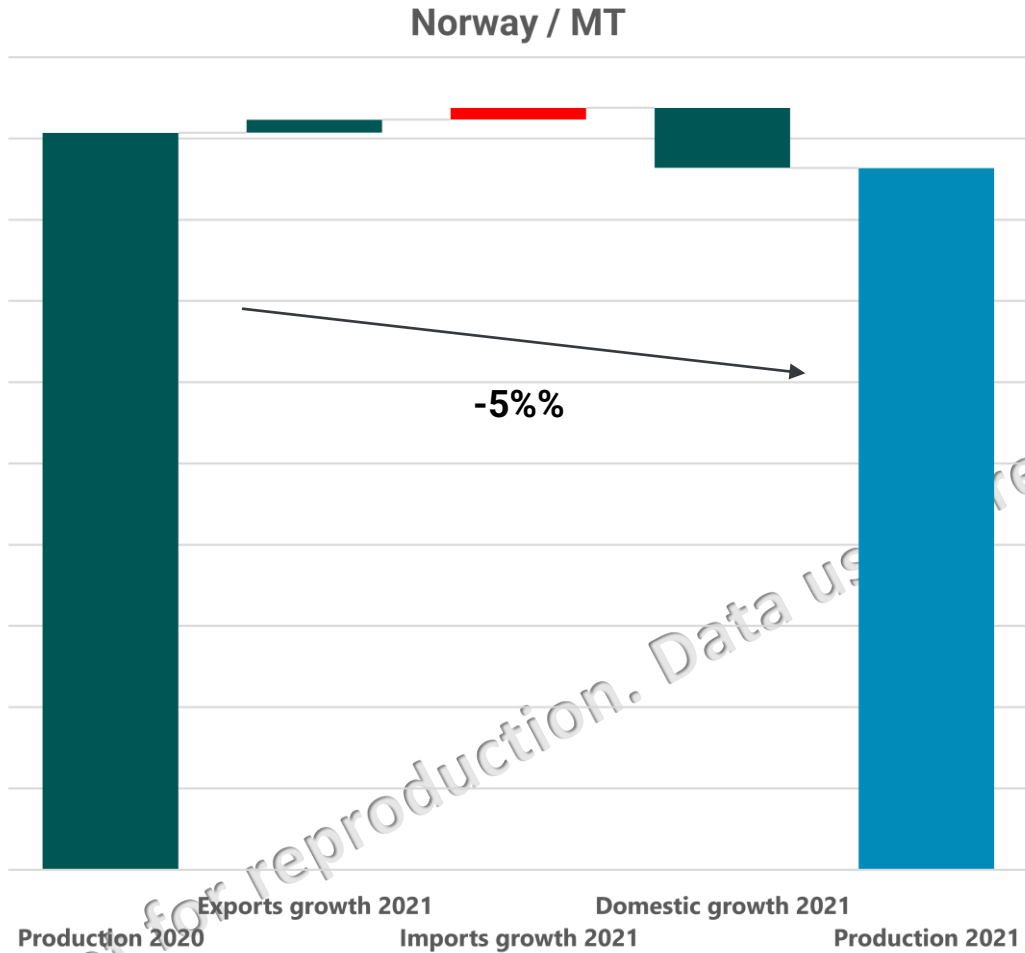


Finland / MT



Not for reproduction. Data used requires reference to CemBR as a source

2021 Updates – Key cement related figures (production, domestic growth, and trading)



Not for reproduction. Data used require reference to CemBR as a source



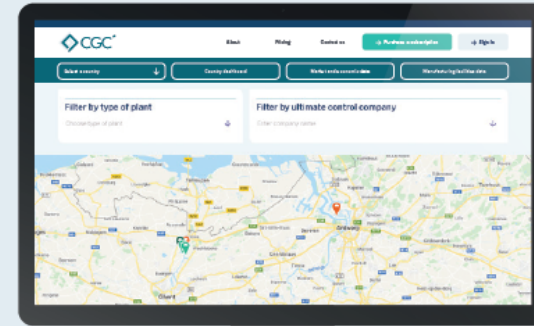
Country dashboard

A snapshot of the market with twelve cement related indicators. Downloadable in PDF.



Market and economic data

Macroeconomic and cement data in tabular and graphical form. Compare markets and download in Excel.



Manufacturing facilities data

Every cement manufacturing facility with detailed information and data. Interactive maps and tables.


The CGC™ is accessed via an annual subscription
 Register now at cembrcg.com



The ultimate "intelligence" provider in the global cement sector

Our websites:

CemBR main website
cembrgroup.com

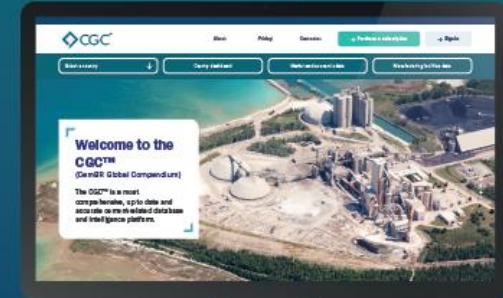


For the CGC:
cembrcgc.com



The CGC™ Intelligence Platform

The CGC™ (CemBR Global Compendium) is the most comprehensive cement related database and intelligence platform in the world



Country dashboard

A snapshot of the market with twelve cement related indicators. Downloadable in PDF.



Market and economic data

Macroeconomic and cement data in tabular and graphical form. Compare markets and download in Excel.



Manufacturing facilities data

Every cement manufacturing facility with detailed information and data. Interactive maps and tables.

The CGC™ is accessed via an annual subscription
Register now at cembrcgc.com

