

The CGC™ Intelligence Platform

The CGC™ (CemBR Global Compendium) is the most comprehensive cement related database and intelligence platform in the world



2021 UPDATES

Countries included:

**Cyprus
Greece
Latvia
Lithuania**



2021 quick updates

Cyprus:

A good economic recovery in 2021 led to the reversal of the last three years declining cement demand trend on the island of Cyprus. A small uptick in consumption led to a per capita consumption of just under 870 Kg per inhabitant. This is the highest per capita consumption figure in Europe. Exports experienced a slight reduction in 2021 as a result of which production of cement decreased slightly in the year.

Greece:

A good performance of the market in 2020 was followed by an 8.2% growth in 2021. At the same time, exports grew to a decade high of around 4 million tonnes, representing a significant increase over the volumes exported in the previous two years. The per capita consumption in 2021 was over 270 Kg, a decade high for the market. In 2021, Titan Cement Company announced a precalciner installation project in its Kamari plant (expected to be completed in 2023).

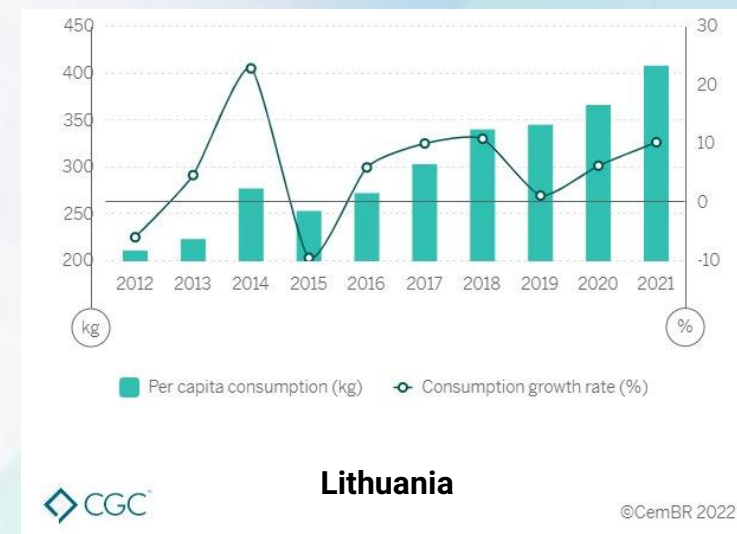
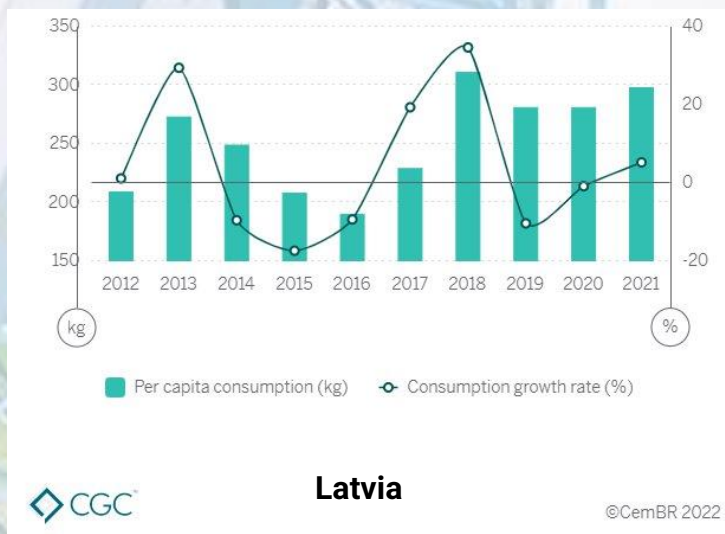
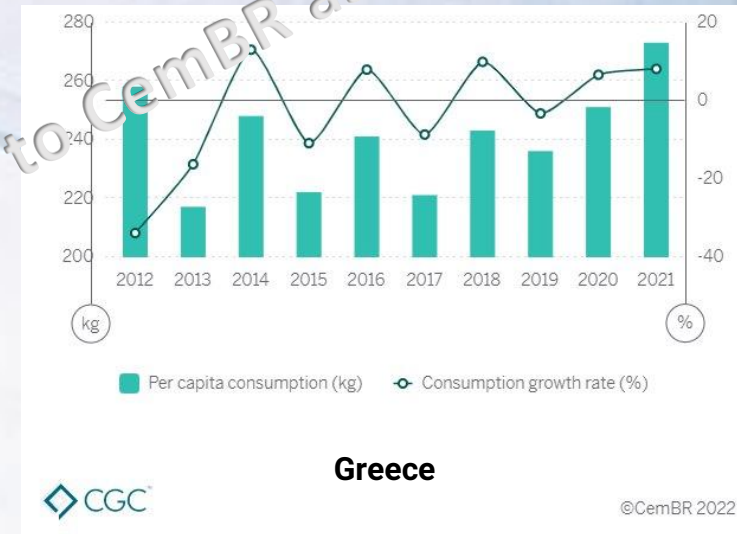
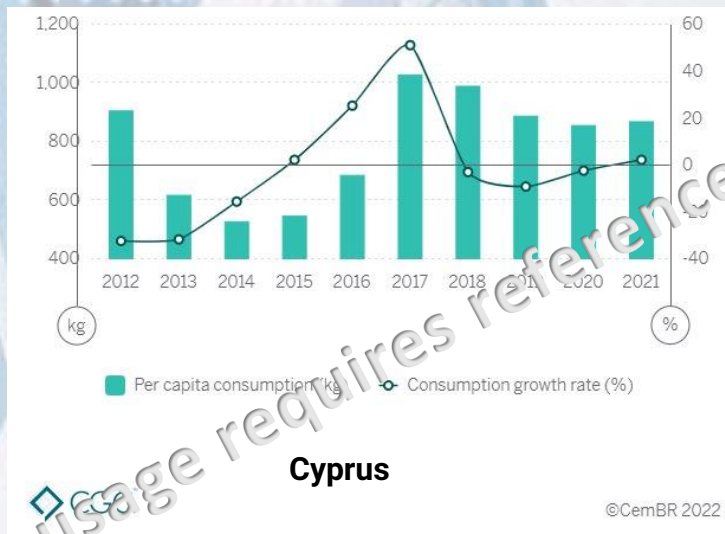
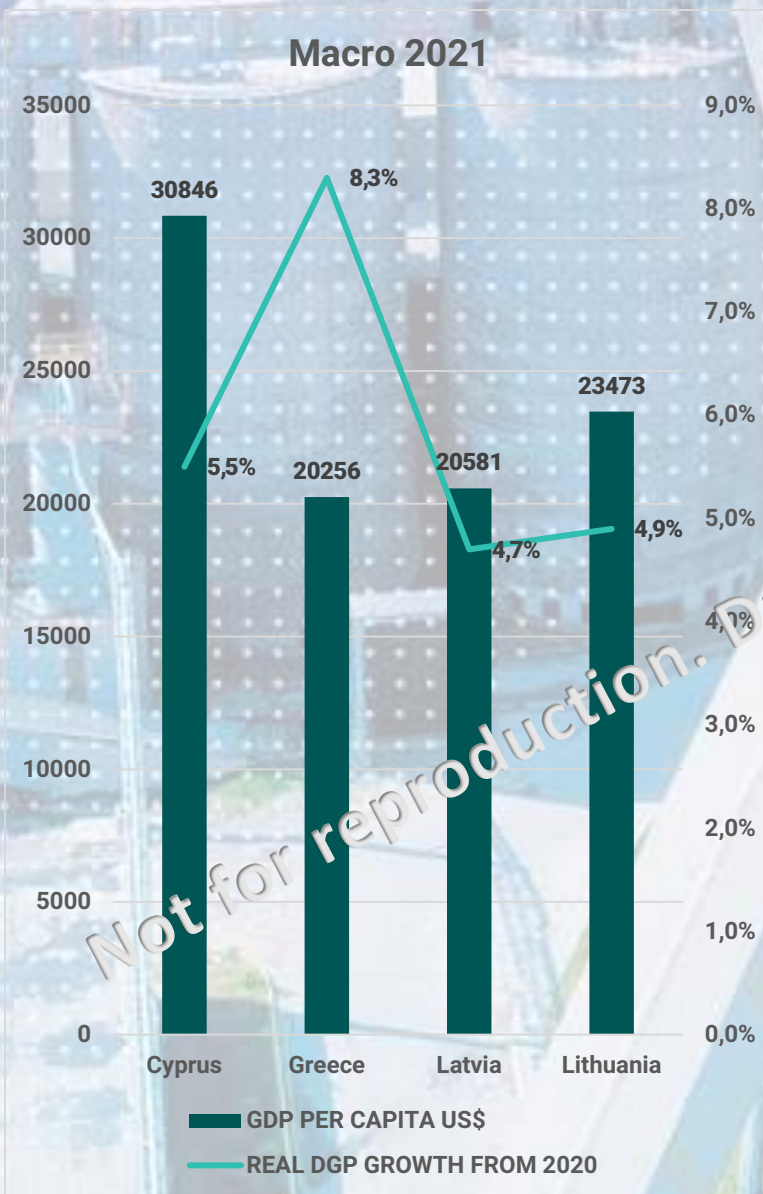
Latvia:

An almost 5% growth in GDP has resulted in an over 5% cement consumption growth in Latvia. Being a small market, Latvia has exhibited a high volatility in cement consumption growth over the last decade. Nevertheless, in 2021 the market reached a decade high in both consumption and exports. As a result, utilisation rates in the single plant in the country reached almost 77% despite the recent milling capacity additions.

Lithuania:

Lithuania has maintained its uninterrupted growth pattern for the last six years. In 2021 the market grew by an impressive 10.3% driving a per capita consumption to over 400 Kg almost double the figure recorded at the beginning of the decade. Net trading remained at the 2020 levels with exported volumes being almost double that of imports. As a result of this continuous growth, utilisation rates at the only plant in the country have also improved from the 2014 low of close to 50% to slightly above 75% in 2021.

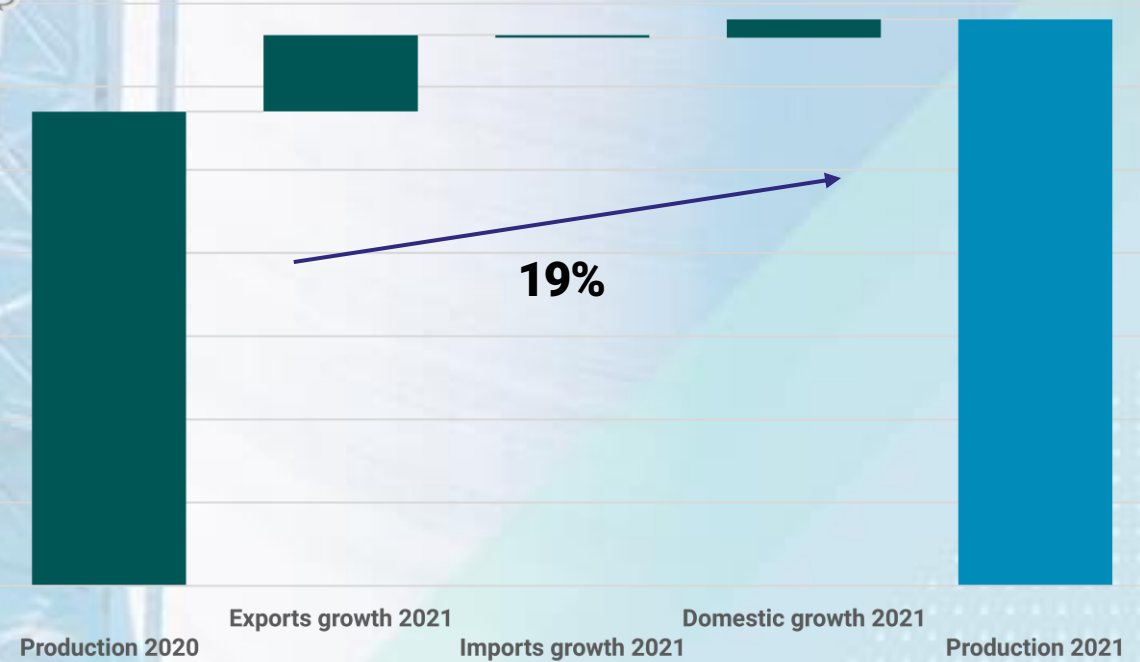
2021 Updates – Key macroeconomic and cement related figures



2021 Updates – Key cement related figures (production, domestic growth, and trading)

Cyprus / MT

Greece / MT

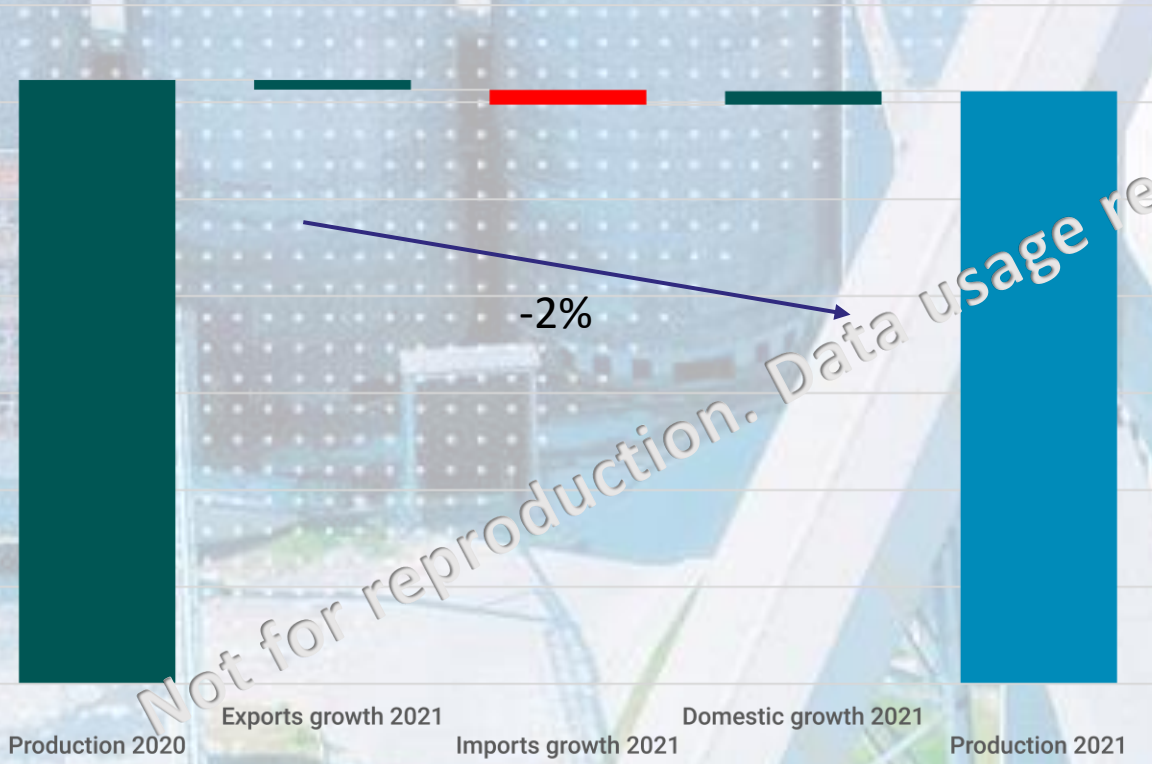


Source:

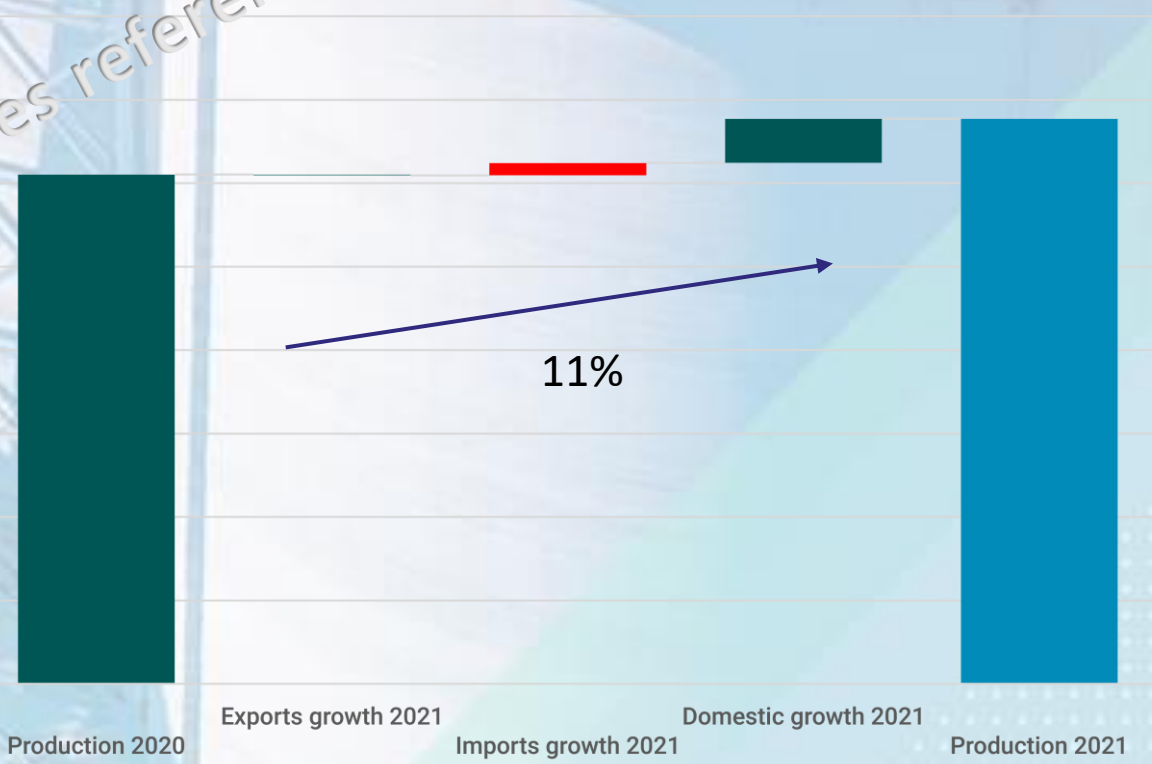


2021 Updates – Key cement related figures (production, domestic growth, and trading)

Latvia / MT



Lithuania / MT





Country dashboard

A snapshot of the market with twelve cement related indicators. Downloadable in PDF.



Market and economic data

Macroeconomic and cement data in tabular and graphical form. Compare markets and download in Excel.



Manufacturing facilities data

Every cement manufacturing facility with detailed information and data. Interactive maps and tables.

The CGC™ is accessed via an annual subscription
 Register now at **cembrcgc.com**





The ultimate "intelligence" provider in the global cement sector

Our websites:

CemBR main website
cembrgroup.com



For the CGC:
cembrcgc.com

