

The CGC™ Intelligence Platform

The CGC™ (CemBR Global Compendium) is the most comprehensive cement related database and intelligence platform in the world



2021 UPDATES

Countries included:

Bolivia
Colombia
Estonia
Portugal



2021 quick updates

Bolivia:

Bolivia's cement market expanded by around 19% in 2021, although it still lags its all-time high reached in 2019. With a cement utilisation rate of only 42% in 2021 (mid-50% for clinker) and new capacity expected to be commissioned in 2022, the Bolivian cement companies are currently operating in a new status-quo. As a reference, the market reported a 91.6% cement utilisation rate in 2016.

Colombia:

After a challenging 2020, the Colombian cement market has recovered by a whopping 16% in 2021. At the same time, the ongoing pattern of reducing imports and increasing exports has continued with exports reaching around 800,000 tonnes in 2021. This is a decade high for the industry.

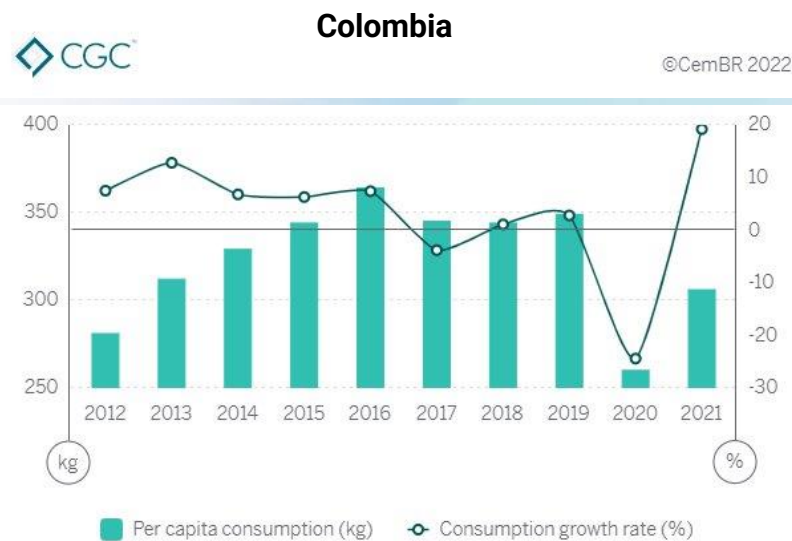
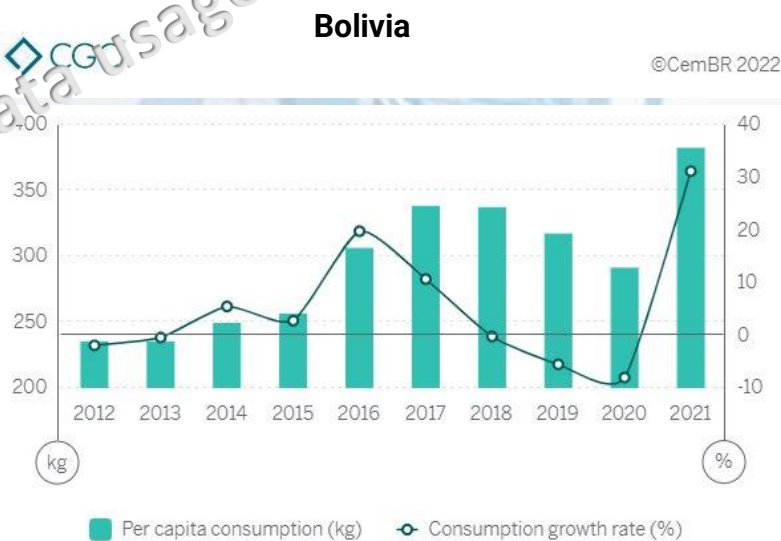
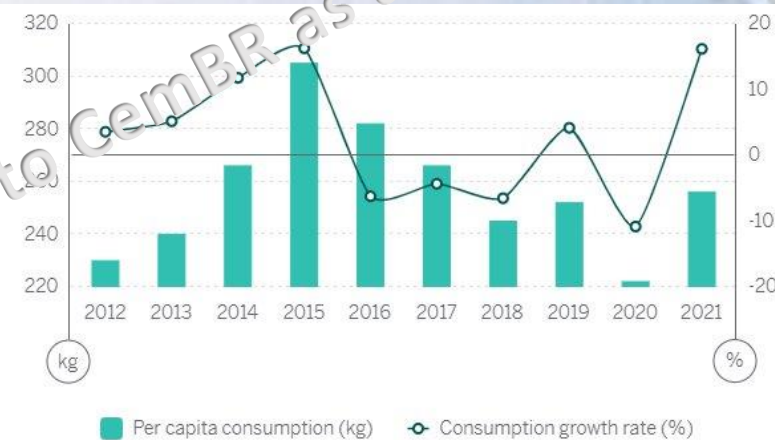
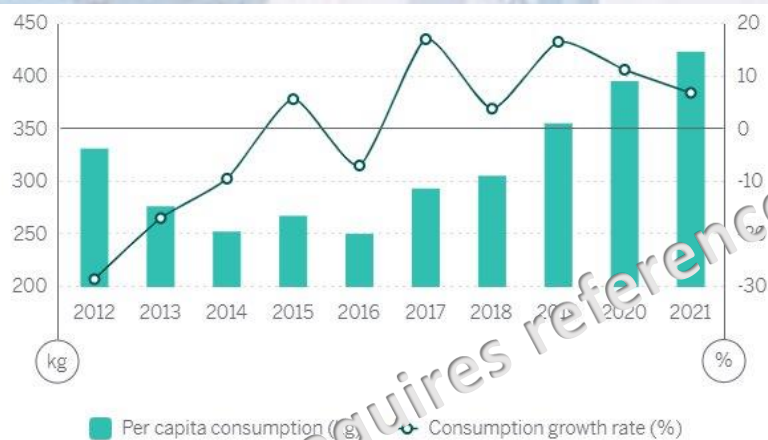
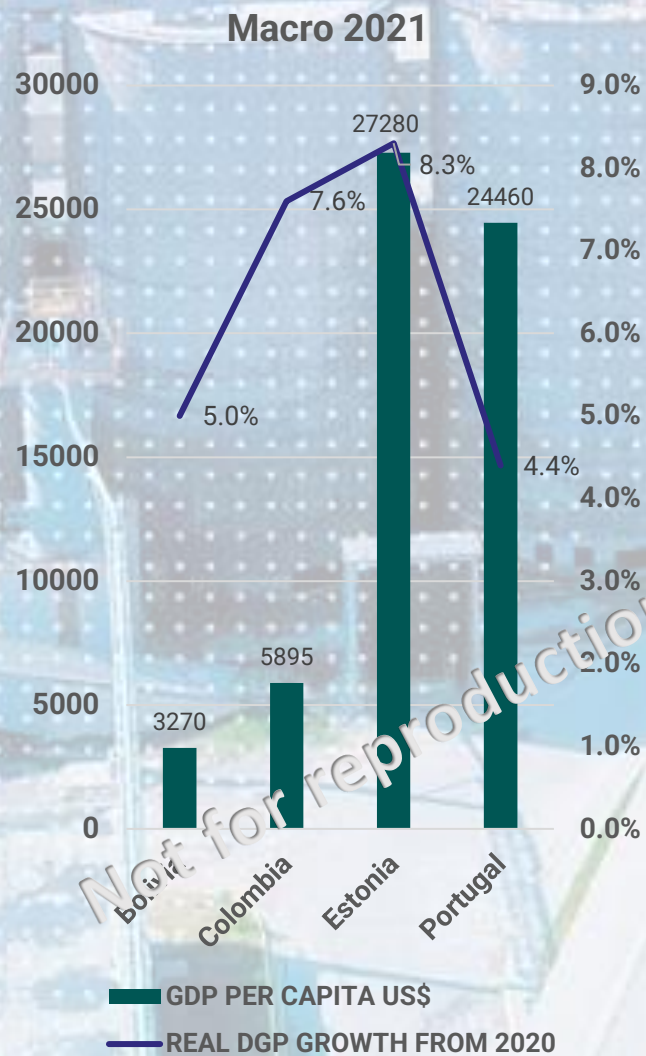
Estonia:

A three-year declining trend was interrupted in 2021 with a significant recovery in cement consumption of over 30% compared to 2020. At the same time imports remained at 2019 levels, whereas the industry increased exports to around 100,000 tonnes. The only cement plant in the country having stopped production of clinker in 2020 remained as a grinding station in 2021. During the year, there were full scale test in calcining clay at the plant with encouraging results.

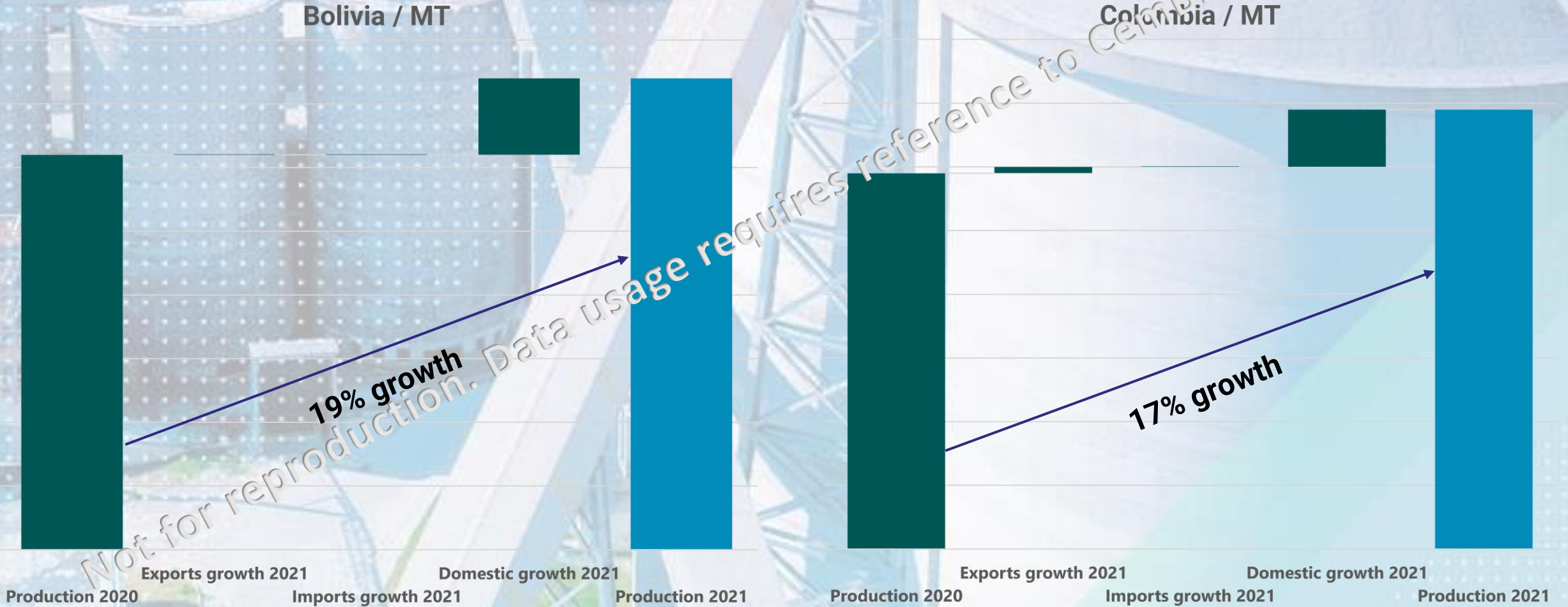
Portugal:

The four-year growth trend in the country continued in 2021. Portugal has reached a decade high consumption in 2021 at around 4.3 million tonnes. as a result, per capita also increased to a decade high of around 424 Kg. net trading remained the same as in 2020, so in 2021 the industry did not continue with the last five-year trend of reducing exports and increasing imports. Nevertheless, cement utilisation rates have been kept stubbornly low at below 50%.

2021 Updates – Key macroeconomic and cement related figures



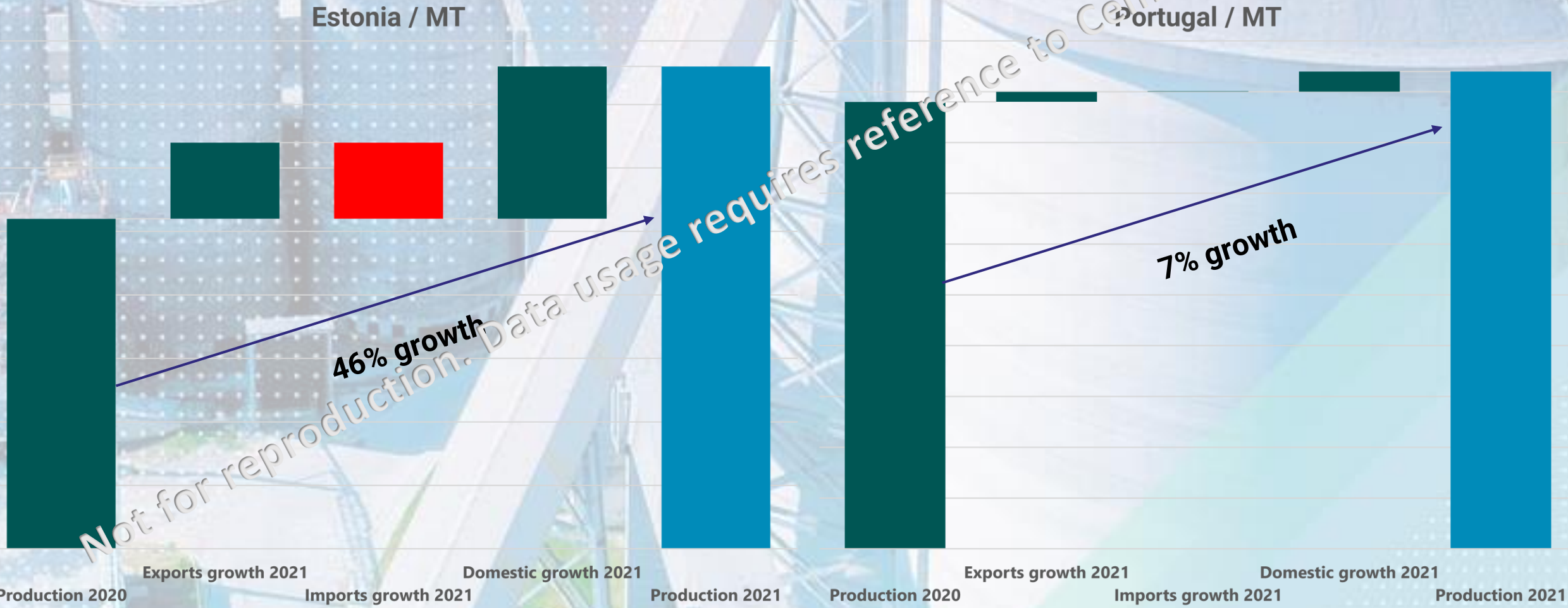
2021 Updates – Key cement related figures (production, domestic growth, and trading)



Source:



2021 Updates – Key cement related figures (production, domestic growth, and trading)





Country dashboard

A snapshot of the market with twelve cement related indicators. Downloadable in PDF.



Market and economic data

Macroeconomic and cement data in tabular and graphical form. Compare markets and download in Excel.



Manufacturing facilities data

Every cement manufacturing facility with detailed information and data. Interactive maps and tables.

The CGC™ is accessed via an annual subscription
 Register now at **cembrcg.com**






The ultimate "intelligence" provider in the global cement sector

Our websites:

CemBR main website
cembrgroup.com



For the CGC:
cembrcgc.com

